



SOBHA
ORBIS



The Sobha Way

**SOBHA REALTY
REDEFINES THE
CONCEPT OF LUXURY
RESIDENTIAL LIVING
WITH A REPERTOIRE
OF REAL ESTATE
PROJECTS ACROSS
DUBAI.**

Pioneering the 'Backward
Integration' model in real estate,
Sobha Realty employs in-house
mastery to create a unique
offering of fine living that extends
beyond customer's expectations.

Backward Integration

The foremost backward
integrated company known
in the world with all the key
competencies and in-house
resources to deliver a project
from conceptualization to
completion ensuring:

TIMELY DELIVERY
UNMATCHED QUALITY



ART *of* THE DETAIL

At SOBHA, the 'Art of the Detail' is more than just a philosophy that permeates every aspect of their projects. Its meticulous attention to detail defines every project, crafting luxury living experiences that go beyond the ordinary. From architectural precision to premium materials and innovative technologies, SOBHA's commitment to perfection ensures each property is a masterpiece of fine living.



A VIBRANT CITY WITHIN *a* CITY

Nestled in Dubai's vibrant tapestry, Motor City offers a coveted blend of cobblestone lanes and spacious homes, creating refined charm. This enclave near Al Barari and Al Barsha features residential buildings, office towers, and motorsport facilities.

DISCOVER *the* CHARMED LIFESTYLE

DUBAI'S OASIS OF ELEGANCE,
WHERE EVERY CORNER BECKONS
WITH THRILLING ADVENTURES
AND TRANQUIL RETREATS!

Dubai Motor City boasts amenities like the
Adrenaline-pumping Dubai Autodrome and
First Avenue Mall. Every corner offers a unique
mix of leisure and excitement.




THE CIRCLE OF LIFE



The choice of concentric circles for our logo symbolizes the seamless integration and unity within our luxury-focused community living property. Just as the circles radiate outward from a central point, our amenities and services are interconnected, forming a harmonious environment where residents can experience a world of luxury without ever having to leave the community. The concentric circles also evoke a sense of exclusivity and sophistication, reflecting the premium lifestyle that our residents can expect. With our tagline, "A world in its own," we encapsulate the idea that within our community, residents can find everything they desire, creating a self-contained world of elegance and convenience.

INTRODUCING



SOBHA ORBIS

A WORLD IN ITS OWN

Break free from the mundane and embrace a realm where luxury, convenience, and connectivity intertwine seamlessly. Our community embodies the essence of

"A World in Its Own," providing a haven where you can escape the chaos of urban living and immerse yourself in an unparalleled lifestyle of opulence and sophistication.



A WORLD IN ITS OWN.





THE PINNACLE *of* SOPHISTICATION

Step into the world of SOBHA ORBIS. Nestled amidst the dynamic cityscape, SOBHA ORBIS emerges as an emblem of refined living, beckoning those who crave the pinnacle of sophistication.

From its sleek architectural design to its sumptuous interior finishes, every facet of SOBHA ORBIS is meticulously curated to evoke a timeless aura of luxury. Here, indulge in a realm where extravagance knows no limits, where each amenity is tailored to fulfill your every desire, and where every moment exudes a palpable sense of grandeur.

Welcome to SOBHA ORBIS, where luxury finds its truest expression.

LUXURY BUILT AROUND YOU

Welcome to the epitome of urban living in Motor City, Dubai – where luxury meets convenience at every turn. Our premium 3 tower luxury apartments stand as a jewel in the crown of this vibrant new community.

1, 1.5 AND 2 BED HOMES
WITH AREA RANGE OF
545 SQ. FT. - 988 SQ. FT.





INDULGE *in a*
LIFESTYLE THAT
TRANSCENDS
THE ORDINARY

Our meticulously crafted apartments exude sophistication and elegance, offering a lifestyle that transcends the ordinary. From sleek contemporary design to lavish finishes, every detail has been curated to indulge your senses and elevate your living experience.

PREMIER AMENITIES *at* YOUR FINGERTIPS

Experience unparalleled convenience with access to the latest amenities right at your doorstep. Whether you crave rejuvenation or recreation, our community offers a wealth of options to cater to your every need. Dive into the refreshing waters of our resort-style pool, unwind in the serene ambiance of our landscaped gardens, or stay active in our state-of-the-art fitness center – all within walking distance from your home.



THE GRANDEUR OF TIMELESS ELEGANCE



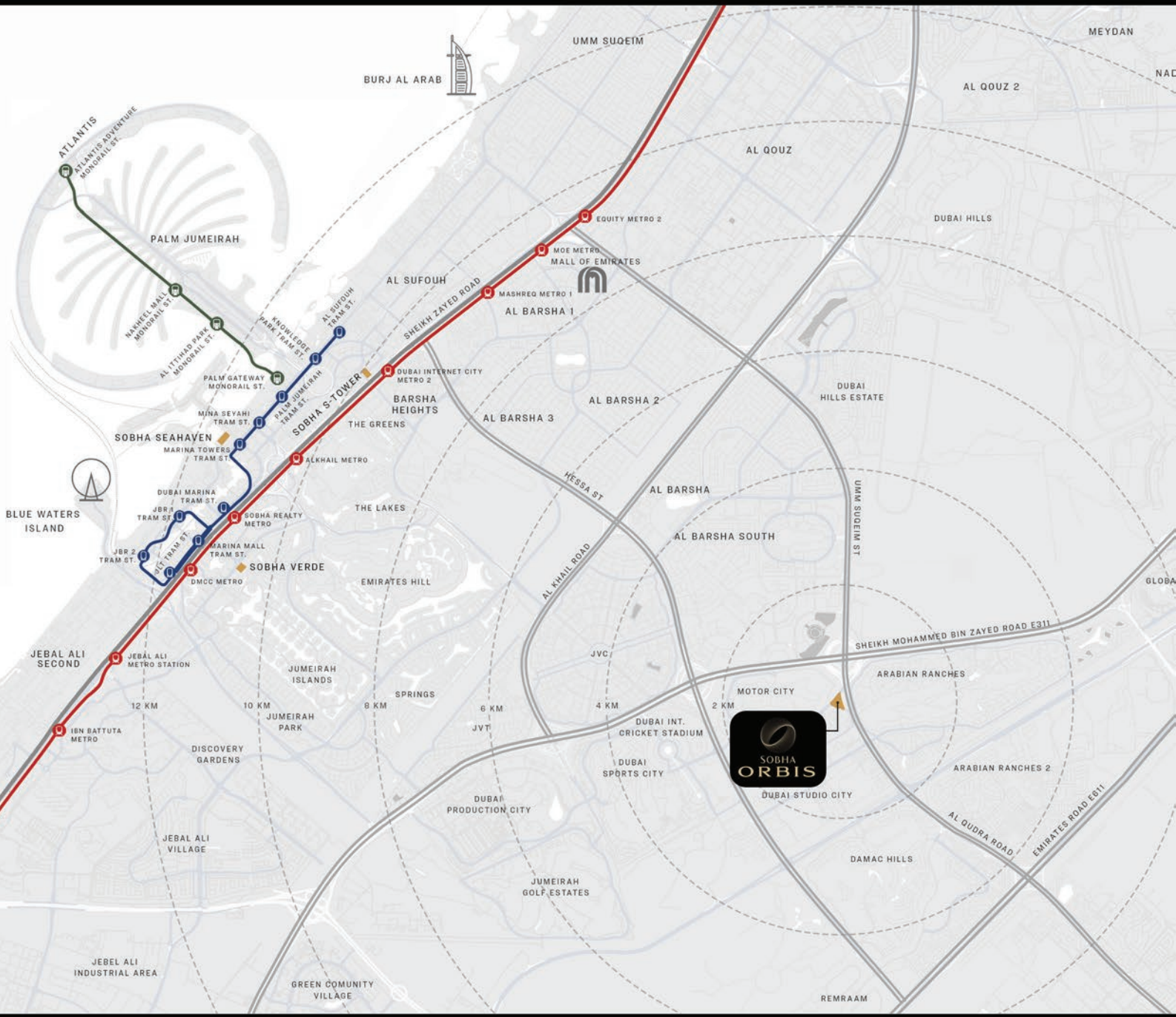


AN IMPRESSIVE SUITE OF
INDOOR AND OUTDOOR AMENITIES




SEAMLESS CONNECTIVITY

Lies at the heart of our community. With a proposed metro station adjacent to the tower, exploring the vibrant city of Dubai has never been easier. Sobha Orbis conveniently located just minutes away from both Mohammed bin Zayed Road and Al Qudra Road, ensuring easy accessibility to key destinations. Whether you're commuting to work or exploring the city's countless attractions, enjoy effortless access to everything Dubai has to offer, right from your doorstep.



AMENITIES



1 Resort Style Pool

Lazy River
 Beach Edge
 Jacuzzi
 Pool Deck with Day Beds
 Aquatic Aerobics
 Water Polo/ Volleyball
 Cabana Shade
 Outdoor Showers
 Swimming Pool with Indoor
 Changing Room/ Shower/ Toilets

2 BBQ Areas

3 Kids Pool

Beach Edge
 Pool Deck with Day Beds
 Toddler Splash Pad
 Water Features

4 Club House

Racquet Club - with Squash
 Courts, Badminton Courts, Padel
 Tennis Courts, Volleyball Court,
 Basketball Court
 Pétanque/ Boulee Fields

5 Landscaped Garden

6 Yoga Zone

7 Meditation Zone

8 Beach Volley Ball

9 Outdoor Jungle Gym

10 Open Lawn

11 Hammock Garden

12 Pingpong Tables

13 Giant Chess

14 Walking Paths

SITE PLAN

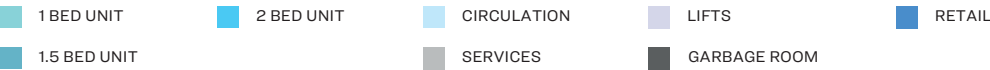
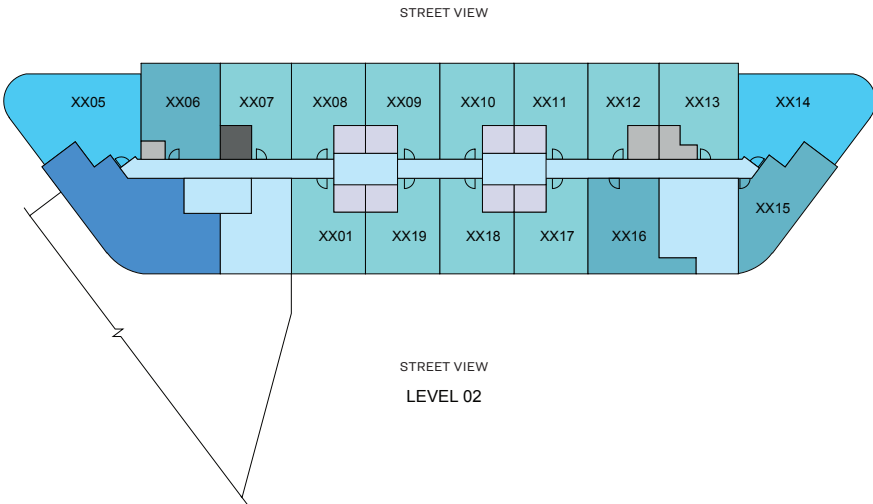
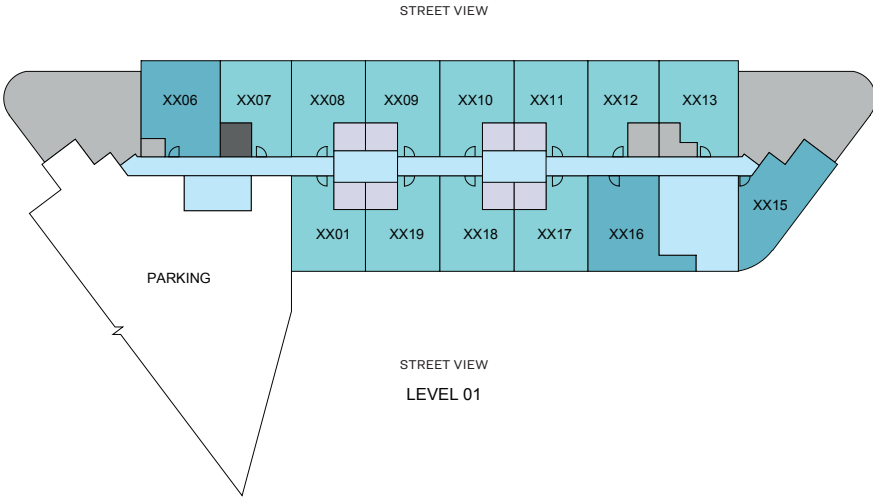


TOWER B
FLOOR AND UNIT PLANS



FLOOR PLAN LAYOUT

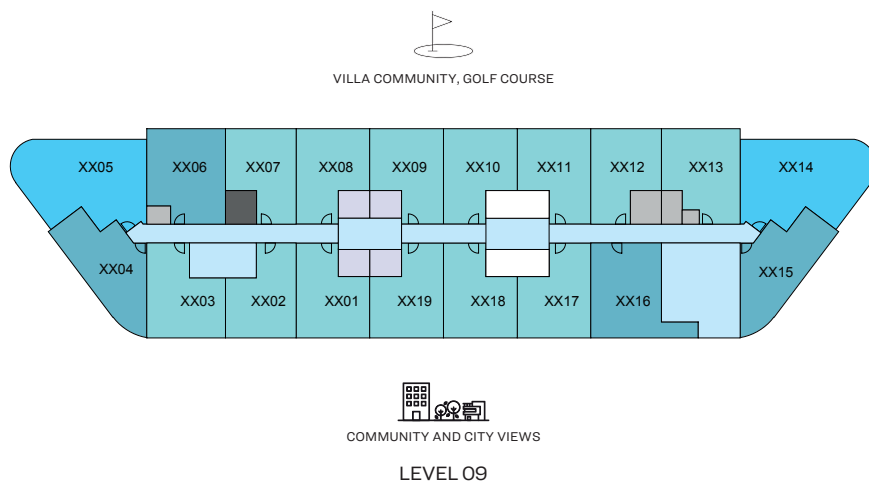
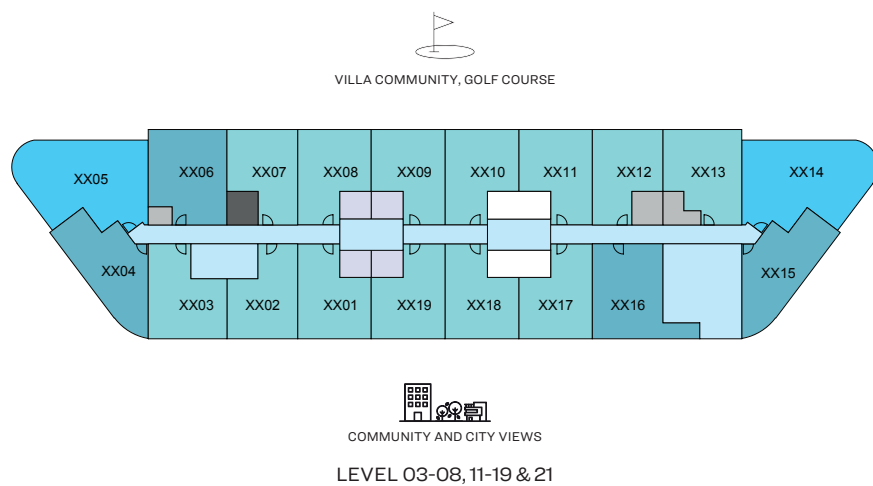
TOWER B - SOBHA ORBIS



Disclaimer: 1. All dimensions are in metric, measured to wall finishes. 2. All materials, dimensions & drawings are approximate. 3. Information is subject to change without notice, at developer's absolute discretion. 4. Actual area may vary from the stated area. 5. Drawing are not to scale. 6. All images used are for illustrative purpose only and do not represent the actual size, features, specifications, fittings and furnishings. 7. The developer reserves the right to make revisions/ alterations, at its absolute discretion, without any liability whatsoever.

FLOOR PLAN LAYOUT

TOWER B - SOBHA ORBIS

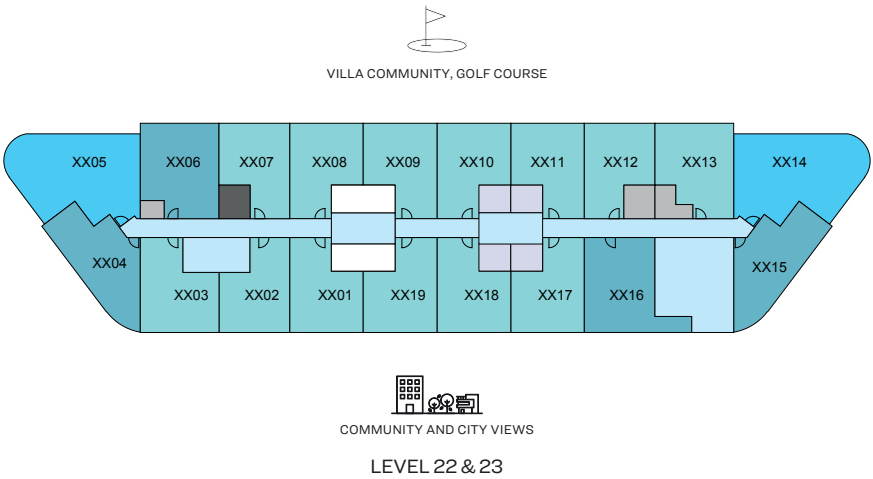



- 1 BED UNIT
- 2 BED UNIT
- 1.5 BED UNIT
- CIRCULATION
- LIFTS
- SERVICES
- GARBAGE ROOM

Disclaimer: 1. All dimensions are in metric, measured to wall finishes. 2. All materials, dimensions & drawings are approximate. 3. Information is subject to change without notice, at developer's absolute discretion. 4. Actual area may vary from the stated area. 5. Drawing are not to scale. 6. All images used are for illustrative purpose only and do not represent the actual size, features, specifications, fittings and furnishings. 7. The developer reserves the right to make revisions/ alterations, at its absolute discretion, without any liability whatsoever.

FLOOR PLAN LAYOUT

TOWER B - SOBHA ORBIS

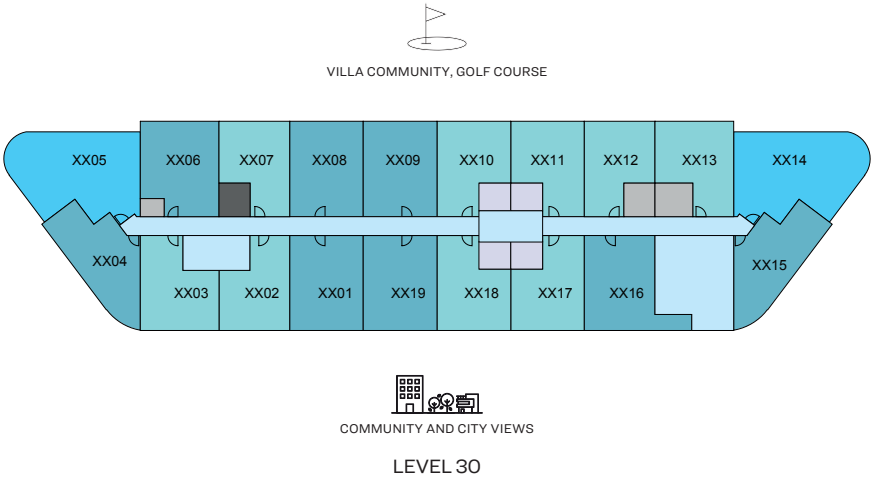
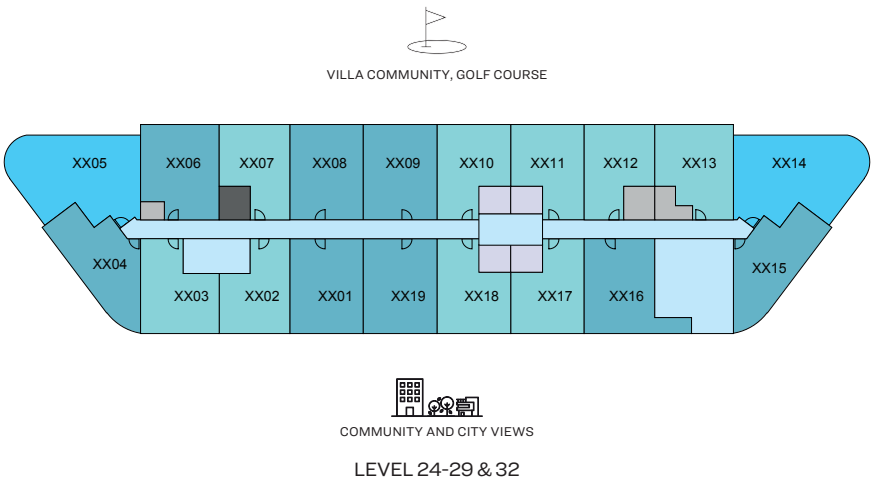


- | | | | |
|--------------|------------|-------------|--------------|
| 1 BED UNIT | 2 BED UNIT | CIRCULATION | LIFTS |
| 1.5 BED UNIT | | SERVICES | GARBAGE ROOM |

Disclaimer: 1. All dimensions are in metric, measured to wall finishes. 2. All materials, dimensions & drawings are approximate. 3. Information is subject to change without notice, at developer's absolute discretion. 4. Actual area may vary from the stated area. 5. Drawing are not to scale. 6. All images used are for illustrative purpose only and do not represent the actual size, features, specifications, fittings and furnishings. 7. The developer reserves the right to make revisions/ alterations, at its absolute discretion, without any liability whatsoever.

FLOOR PLAN LAYOUT

TOWER B - SOBHA ORBIS

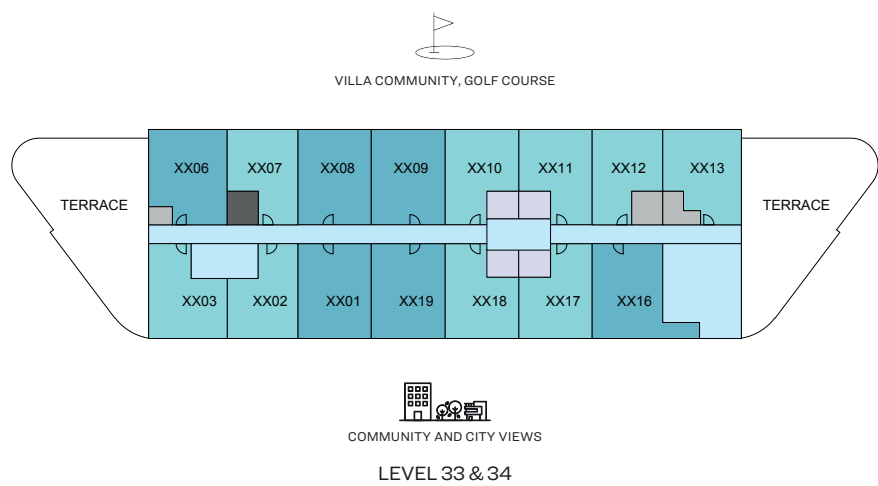



- | | | | |
|--------------|------------|-------------|--------------|
| 1 BED UNIT | 2 BED UNIT | CIRCULATION | LIFTS |
| 1.5 BED UNIT | | SERVICES | GARBAGE ROOM |

Disclaimer: 1. All dimensions are in metric, measured to wall finishes. 2. All materials, dimensions & drawings are approximate. 3. Information is subject to change without notice, at developer's absolute discretion. 4. Actual area may vary from the stated area. 5. Drawing are not to scale. 6. All images used are for illustrative purpose only and do not represent the actual size, features, specifications, fittings and furnishings. 7. The developer reserves the right to make revisions/ alterations, at its absolute discretion, without any liability whatsoever.

FLOOR PLAN LAYOUT

TOWER B - SOBHA ORBIS



- | | | | |
|--------------|------------|-------------|--------------|
| 1 BED UNIT | 2 BED UNIT | CIRCULATION | LIFTS |
| 1.5 BED UNIT | | SERVICES | GARBAGE ROOM |

Disclaimer: 1. All dimensions are in metric, measured to wall finishes. 2. All materials, dimensions & drawings are approximate. 3. Information is subject to change without notice, at developer's absolute discretion. 4. Actual area may vary from the stated area. 5. Drawing are not to scale. 6. All images used are for illustrative purpose only and do not represent the actual size, features, specifications, fittings and furnishings. 7. The developer reserves the right to make revisions/ alterations, at its absolute discretion, without any liability whatsoever.

1 BEDROOM APARTMENT

TYPE A (with balcony)

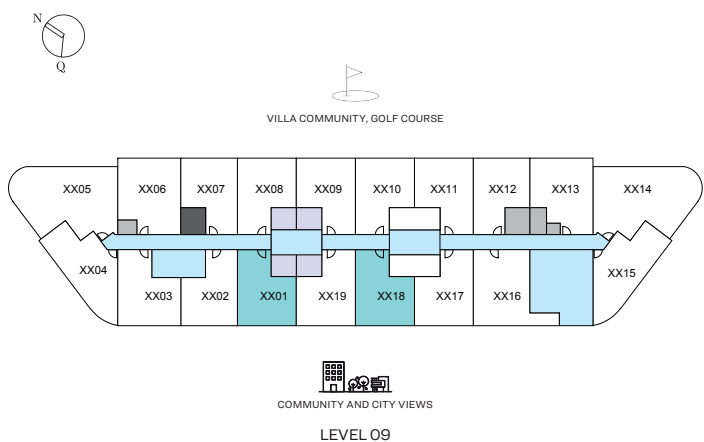
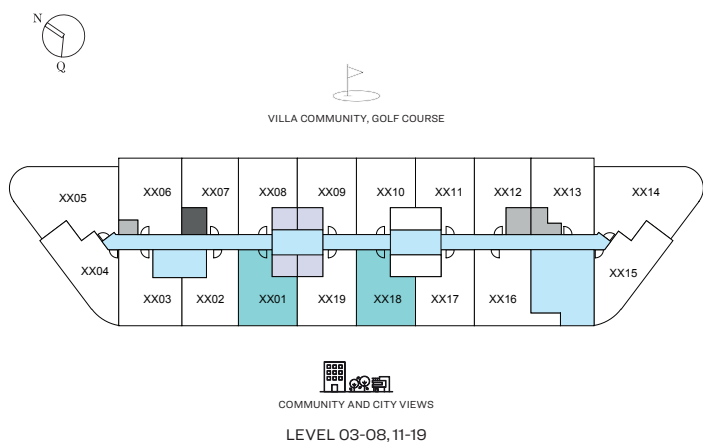
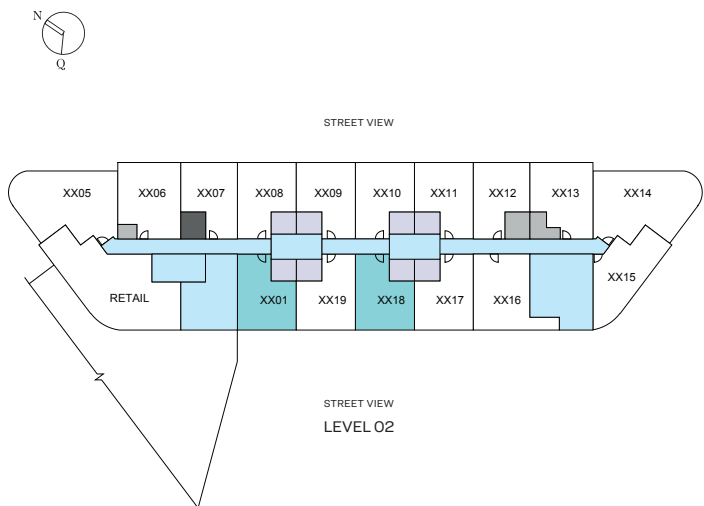
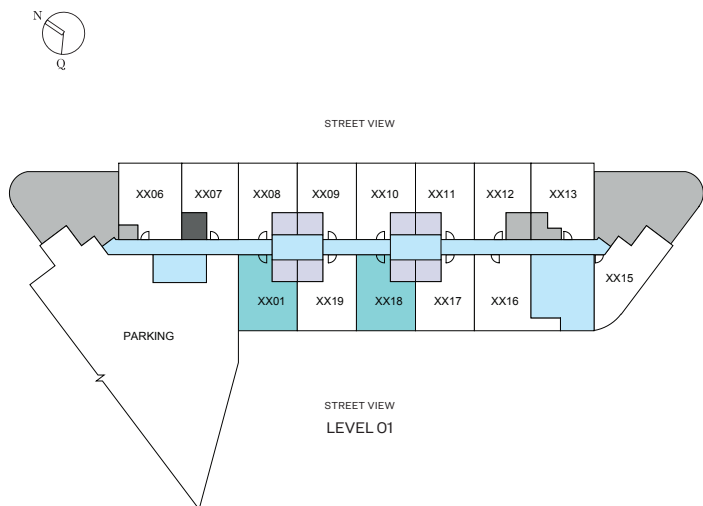
TOTAL SALEABLE AREA

SUITE RANGE = 486.31 SQ.FT. - 490.19 SQ.FT.

BALCONY RANGE = 54.36 SQ.FT. - 55.54 SQ.FT.

TOTAL RANGE = 540.67 SQ.FT. - 545.73 SQ.FT.

UNIT



List of unit numbers with this unit plan:

VIEWS

Street View

B118, B201, B218, B301, B318, B418

Street View, Community

B518, B618

Amenities

B401, B501, B601, B701, B801, B901, B1001, B1101, B1201, B1301, B1401, B1501, B1601, B1701, B1801, B1901

Community

B718, B818, B918, B1018, B2201, B2301

Community, City View

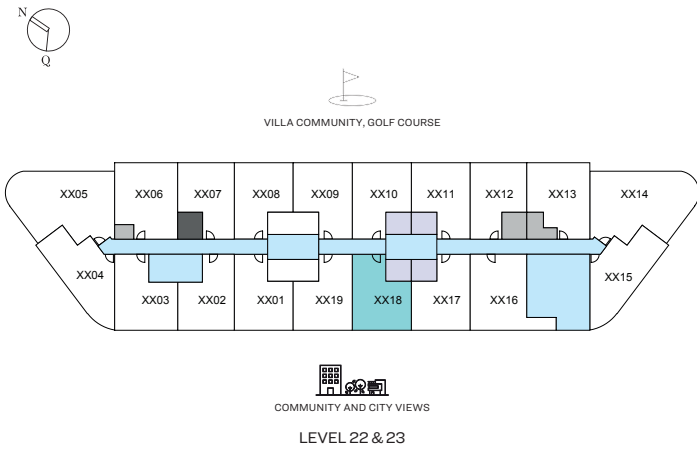
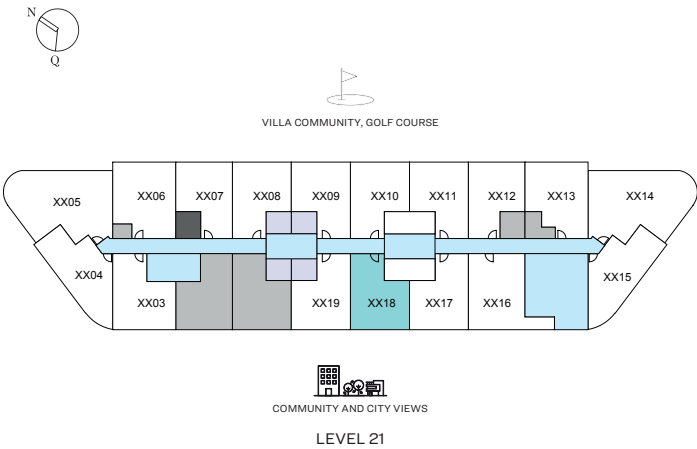
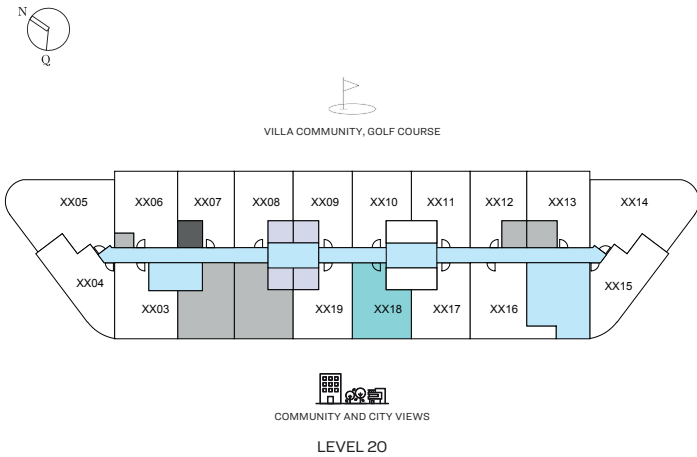
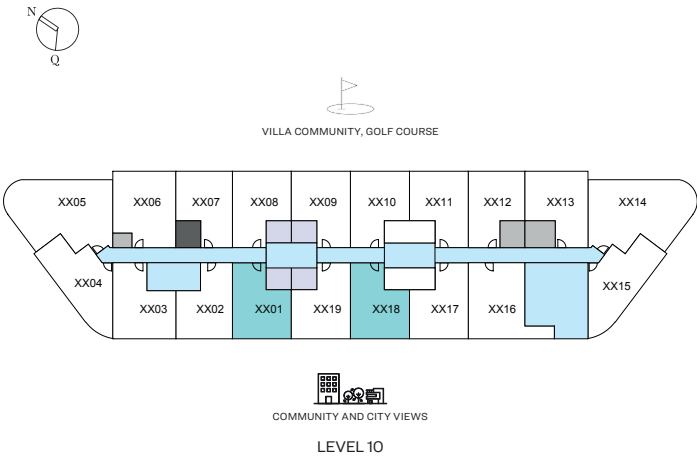
B1118, B1218, B1318, B1418, B1518, B1618, B1718, B1818, B1918, B2018, B2118, B2218, B2318, B2418, B2518, B2618, B2718, B2818, B2918, B3018, B3118, B3218, B3318, B3418

Disclaimer: 1. All dimensions are in metric, measured to wall finishes. 2. All materials, dimensions & drawings are approximate. 3. Information is subject to change without notice, at developer's absolute discretion. 4. Actual area may vary from the stated area. 5. Drawing are not to scale. 6. All images used are for illustrative purpose only and do not represent the actual size, features, specifications, fittings and furnishings. 7. The developer reserves the right to make revisions/ alterations, at its absolute discretion, without any liability whatsoever.

1 BEDROOM APARTMENT
TYPE A (with balcony)

TOTAL SALEABLE AREA
SUITE RANGE = 486.31 SQ.FT. - 490.19 SQ.FT.
BALCONY RANGE = 54.36 SQ.FT. - 55.54 SQ.FT.
TOTAL RANGE = 540.67 SQ.FT. - 545.73 SQ.FT.

UNIT



List of unit numbers with this unit plan:

VIEWS

Street View
B118, B201, B218, B301, B318, B418

Street View, Community
B518, B618

Amenities
B401, B501, B601, B701, B801, B901, B1001, B1101, B1201, B1301, B1401, B1501, B1601, B1701, B1801, B1901

Community
B718, B818, B918, B1018, B2201, B2301

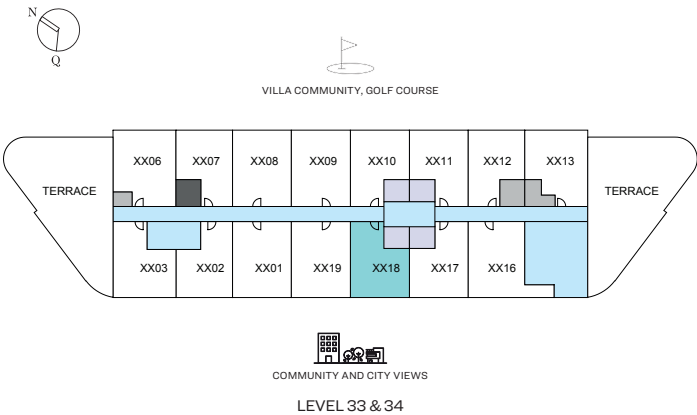
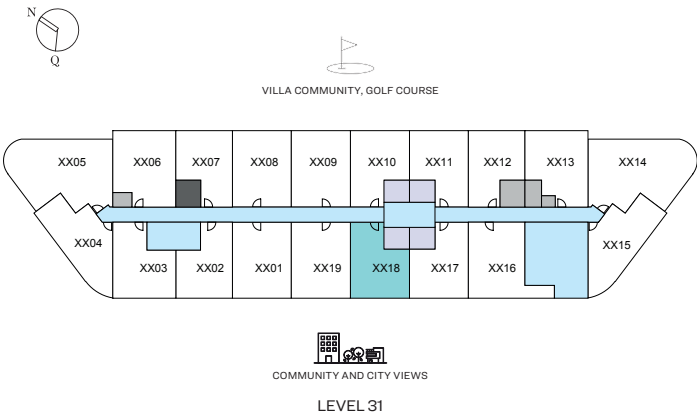
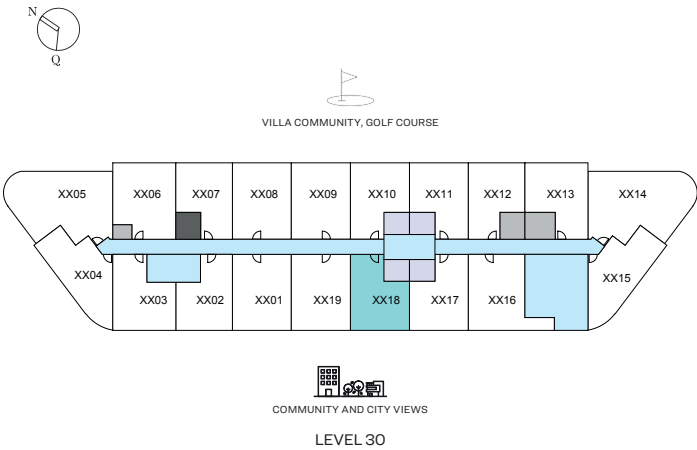
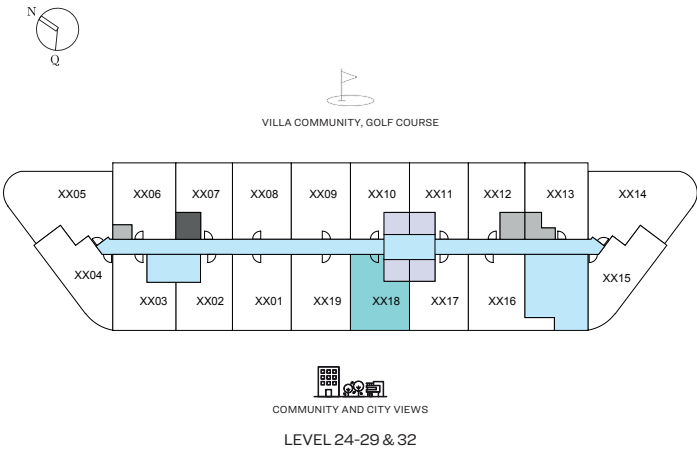
Community, City View
B1118, B1218, B1318, B1418, B1518, B1618, B1718, B1818, B1918, B2018, B2118, B2218, B2318, B2418, B2518, B2618, B2718, B2818, B2918, B3018, B3118, B3218, B3318, B3418

Disclaimer: 1. All dimensions are in metric, measured to wall finishes. 2. All materials, dimensions & drawings are approximate. 3. Information is subject to change without notice, at developer's absolute discretion. 4. Actual area may vary from the stated area. 5. Drawing are not to scale. 6. All images used are for illustrative purpose only and do not represent the actual size, features, specifications, fittings and furnishings. 7. The developer reserves the right to make revisions/ alterations, at its absolute discretion, without any liability whatsoever.

1 BEDROOM APARTMENT
TYPE A (with balcony)

TOTAL SALEABLE AREA
SUITE RANGE = 486.31 SQ.FT. - 490.19 SQ.FT.
BALCONY RANGE = 54.36 SQ.FT. - 55.54 SQ.FT.
TOTAL RANGE = 540.67 SQ.FT. - 545.73 SQ.FT.

UNIT



List of unit numbers with this unit plan:

VIEWS

Street View
B118, B201, B218, B301, B318, B418

Street View, Community
B518, B618

Amenities
B401, B501, B601, B701, B801, B901, B1001, B1101, B1201, B1301, B1401, B1501, B1601, B1701, B1801, B1901

Community
B718, B818, B918, B1018, B2201, B2301

Community, City View
B1118, B1218, B1318, B1418, B1518, B1618, B1718, B1818, B1918, B2018, B2118, B2218, B2318, B2418, B2518, B2618, B2718, B2818, B2918, B3018, B3118, B3218, B3318, B3418

Disclaimer: 1. All dimensions are in metric, measured to wall finishes. 2. All materials, dimensions & drawings are approximate. 3. Information is subject to change without notice, at developer's absolute discretion. 4. Actual area may vary from the stated area. 5. Drawing are not to scale. 6. All images used are for illustrative purpose only and do not represent the actual size, features, specifications, fittings and furnishings. 7. The developer reserves the right to make revisions/ alterations, at its absolute discretion, without any liability whatsoever.

1 BEDROOM APARTMENT

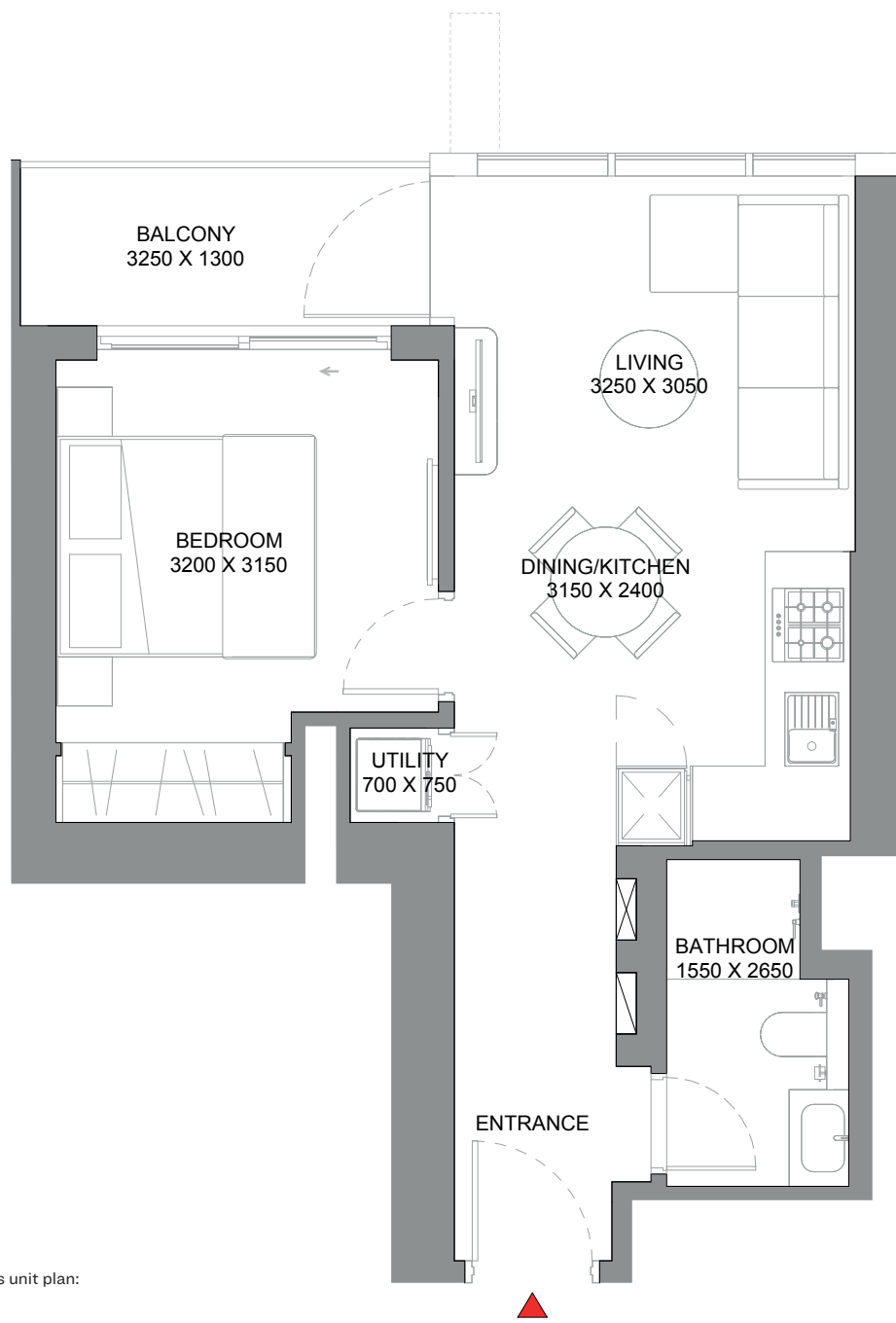
TYPE A (with balcony)

TOTAL SALEABLE AREA

SUITE RANGE = 486.31 SQ.FT. - 490.19 SQ.FT.

BALCONY RANGE = 54.36 SQ.FT. - 55.54 SQ.FT.

TOTAL RANGE = 540.67 SQ.FT. - 545.73 SQ.FT.



List of unit numbers with this unit plan:

VIEWS

Street View

B118, B201, B218, B301, B318, B418

Street View, Community

B518, B618

Amenities

B401, B501, B601, B701, B801, B901, B1001, B1101, B1201, B1301, B1401, B1501, B1601, B1701, B1801, B1901

Community

B718, B818, B918, B1018, B2201, B2301

Community, City View

B1118, B1218, B1318, B1418, B1518, B1618, B1718, B1818, B1918, B2018, B2118, B2218, B2318, B2418, B2518, B2618, B2718, B2818, B2918, B3018, B3118, B3218, B3318, B3418

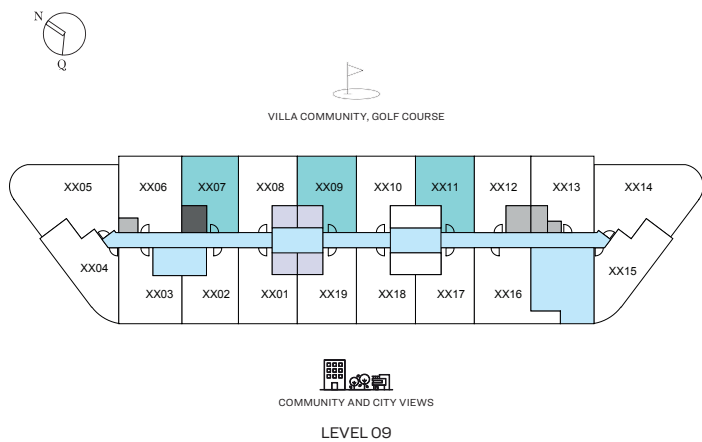
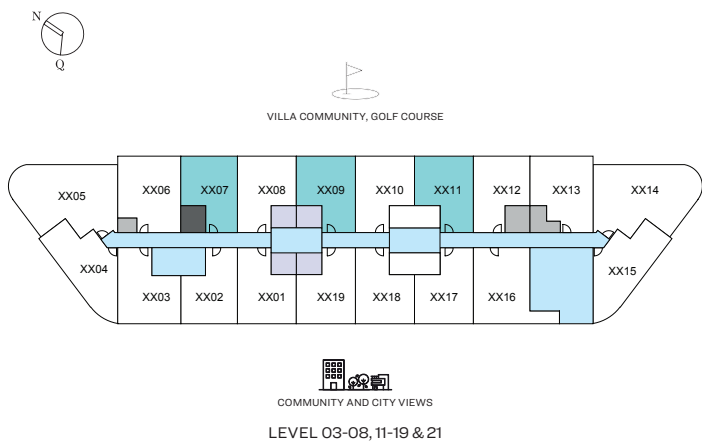


Disclaimer: 1. All dimensions are in metric, measured to wall finishes. 2. All materials, dimensions & drawings are approximate. 3. Information is subject to change without notice, at developer's absolute discretion. 4. Actual area may vary from the stated area. 5. Drawing are not to scale. 6. All images used are for illustrative purpose only and do not represent the actual size, features, specifications, fittings and furnishings. 7. The developer reserves the right to make revisions/ alterations, at its absolute discretion, without any liability whatsoever.

1 BEDROOM APARTMENT
TYPE A (with balcony) VARIANT 1

TOTAL SALEABLE AREA
SUITE RANGE = 490.08 SQ.FT. - 491.16 SQ.FT.
BALCONY RANGE = 54.36 SQ.FT. - 55.54 SQ.FT.
TOTAL RANGE = 544.55 SQ.FT. - 545.73 SQ.FT.

UNIT



List of unit numbers with this unit plan:

VIEWS

Street View
B107, B109, B111, B207, B209, B211, B307, B309, B311

Street View, Villa Community
B407, B409, B411

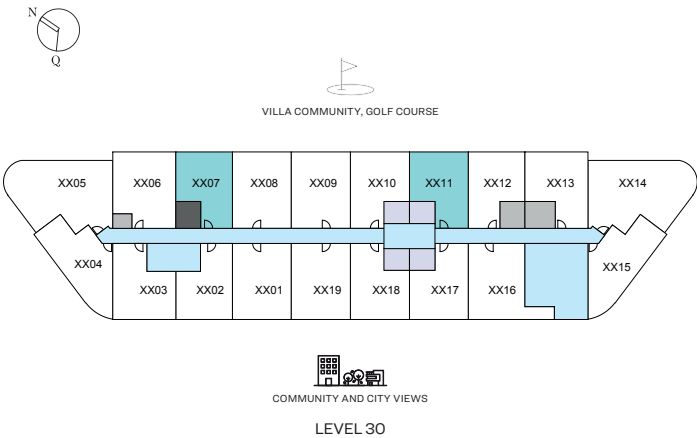
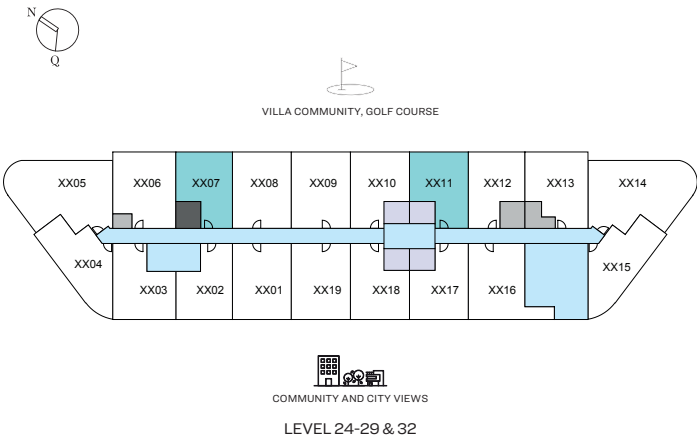
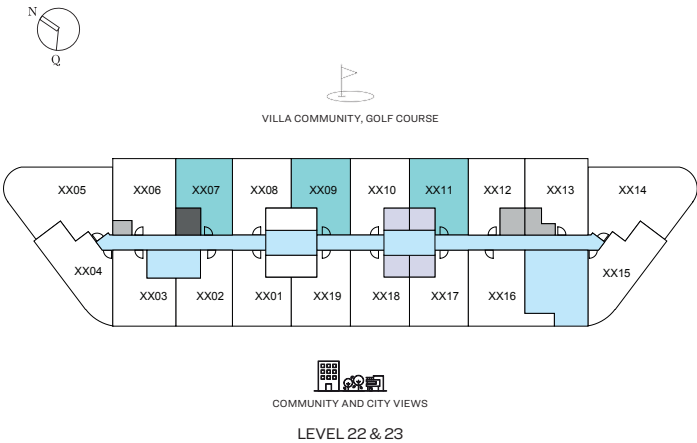
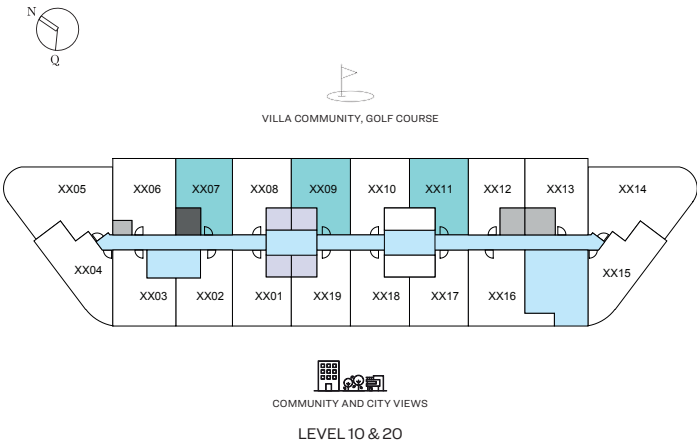
Villa Community, Golf Course
B507, B509, B511, B607, B609, B611, B707, B709, B711, B807, B809, B811, B907, B909, B911, B1007, B1009, B1011, B1107, B1109, B1111, B1207, B1209, B1211, B1307, B1309, B1311, B1407, B1409, B1411, B1507, B1509, B1511, B1607, B1609, B1611, B1707, B1709, B1711, B1807, B1809, B1811, B1907, B1909, B1911, B2007, B2009, B2011, B2107, B2109, B2111, B2207, B2209, B2211, B2307, B2309, B2311, B2407, B2411, B2507, B2511, B2607, B2611, B2707, B2711, B2807, B2811, B2907, B2911, B3007, B3011, B3107, B3111, B3207, B3211, B3307, B3311, B3407, B3411

Disclaimer: 1. All dimensions are in metric, measured to wall finishes. 2. All materials, dimensions & drawings are approximate. 3. Information is subject to change without notice, at developer's absolute discretion. 4. Actual area may vary from the stated area. 5. Drawing are not to scale. 6. All images used are for illustrative purpose only and do not represent the actual size, features, specifications, fittings and furnishings. 7. The developer reserves the right to make revisions/ alterations, at its absolute discretion, without any liability whatsoever.

1 BEDROOM APARTMENT
TYPE A (with balcony) VARIANT 1

TOTAL SALEABLE AREA
SUITE RANGE = 490.08 SQ.FT. - 491.16 SQ.FT.
BALCONY RANGE = 54.36 SQ.FT. - 55.54 SQ.FT.
TOTAL RANGE = 544.55 SQ.FT. - 545.73 SQ.FT.

UNIT



List of unit numbers with this unit plan:

VIEWS

Street View
B107, B109, B111, B207, B209, B211, B307, B309, B311

Street View, Villa Community
B407, B409, B411

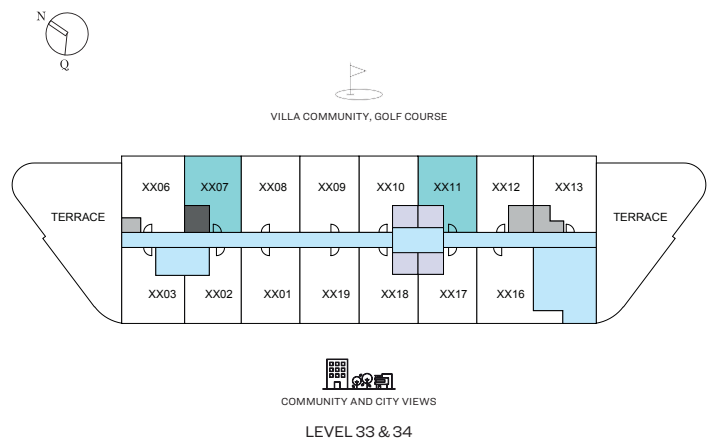
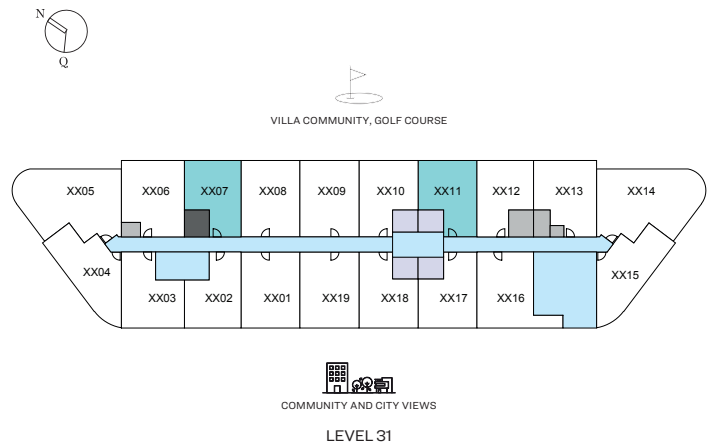
Villa Community, Golf Course
B507, B509, B511, B607, B609, B611, B707, B709, B711, B807, B809, B811, B907, B909, B911, B1007, B1009, B1011, B1107, B1109, B1111, B1207, B1209, B1211, B1307, B1309, B1311, B1407, B1409, B1411, B1507, B1509, B1511, B1607, B1609, B1611, B1707, B1709, B1711, B1807, B1809, B1811, B1907, B1909, B1911, B2007, B2009, B2011, B2107, B2109, B2111, B2207, B2209, B2211, B2307, B2309, B2311, B2407, B2411, B2507, B2511, B2607, B2611, B2707, B2711, B2807, B2811, B2907, B2911, B3007, B3011, B3107, B3111, B3207, B3211, B3307, B3311, B3407, B3411

Disclaimer: 1. All dimensions are in metric, measured to wall finishes. 2. All materials, dimensions & drawings are approximate. 3. Information is subject to change without notice, at developer's absolute discretion. 4. Actual area may vary from the stated area. 5. Drawing are not to scale. 6. All images used are for illustrative purpose only and do not represent the actual size, features, specifications, fittings and furnishings. 7. The developer reserves the right to make revisions/ alterations, at its absolute discretion, without any liability whatsoever.

1 BEDROOM APARTMENT
TYPE A (with balcony) VARIANT 1

TOTAL SALEABLE AREA
SUITE RANGE = 490.08 SQ.FT. - 491.16 SQ.FT.
BALCONY RANGE = 54.36 SQ.FT. - 55.54 SQ.FT.
TOTAL RANGE = 544.55 SQ.FT. - 545.73 SQ.FT.

UNIT



List of unit numbers with this unit plan:

VIEWS

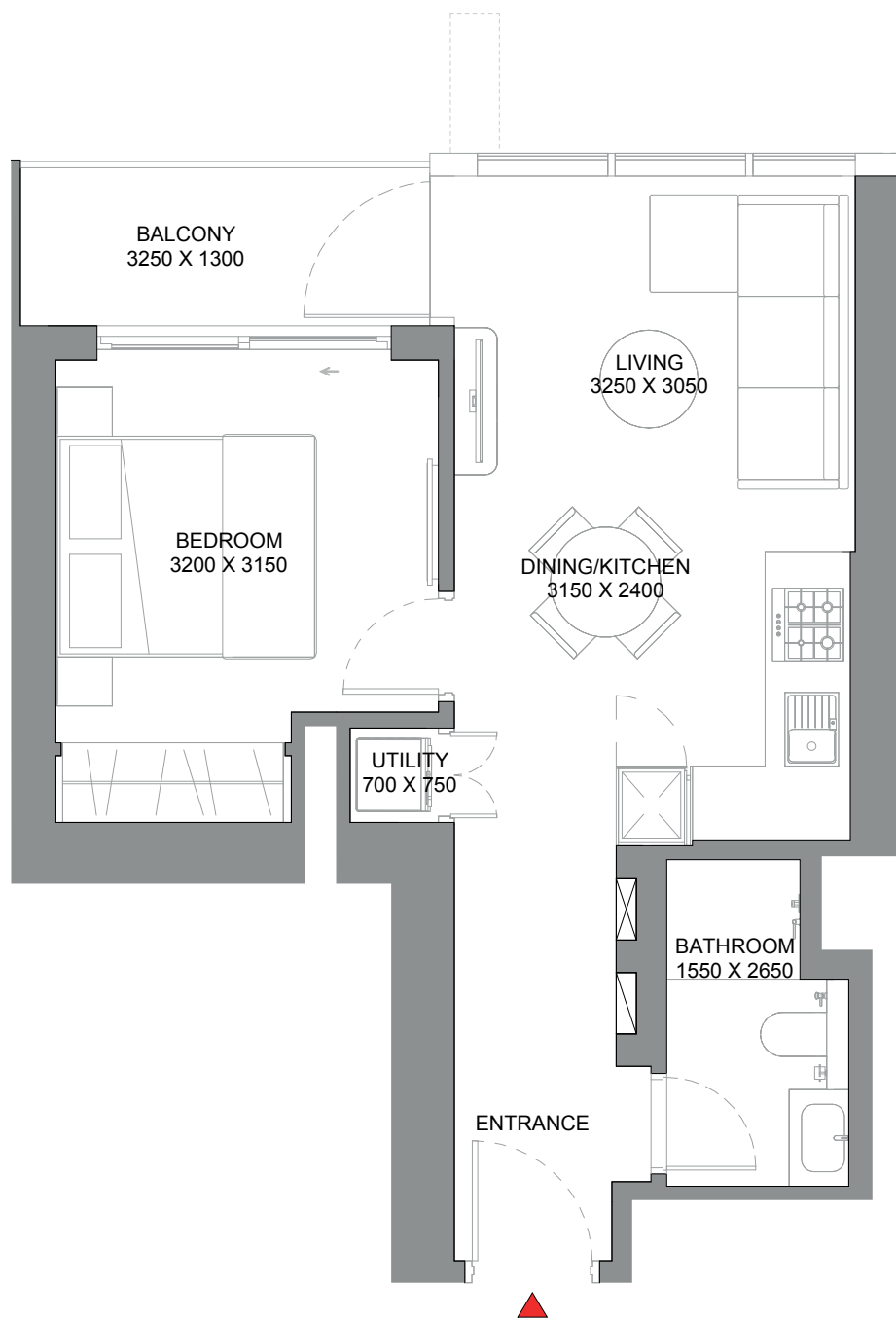
- Street View
B107, B109, B111, B207, B209, B211, B307, B309, B311
- Street View, Villa Community
B407, B409, B411

Villa Community, Golf Course
B507, B509, B511, B607, B609, B611, B707, B709, B711, B807, B809, B811, B907, B909, B911, B1007, B1009, B1011, B1107, B1109, B1111, B1207, B1209, B1211, B1307, B1309, B1311, B1407, B1409, B1411, B1507, B1509, B1511, B1607, B1609, B1611, B1707, B1709, B1711, B1807, B1809, B1811, B1907, B1909, B1911, B2007, B2009, B2011, B2107, B2109, B2111, B2207, B2209, B2211, B2307, B2309, B2311, B2407, B2411, B2507, B2511, B2607, B2611, B2707, B2711, B2807, B2811, B2907, B2911, B3007, B3011, B3107, B3111, B3207, B3211, B3307, B3311, B3407, B3411

Disclaimer: 1. All dimensions are in metric, measured to wall finishes. 2. All materials, dimensions & drawings are approximate. 3. Information is subject to change without notice, at developer's absolute discretion. 4. Actual area may vary from the stated area. 5. Drawing are not to scale. 6. All images used are for illustrative purpose only and do not represent the actual size, features, specifications, fittings and furnishings. 7. The developer reserves the right to make revisions/ alterations, at its absolute discretion, without any liability whatsoever.

1 BEDROOM APARTMENT
TYPE A (with balcony) VARIANT 1

TOTAL SALEABLE AREA
SUITE RANGE = 490.08 SQ.FT. - 491.16 SQ.FT.
BALCONY RANGE = 54.36 SQ.FT. - 55.54 SQ.FT.
TOTAL RANGE = 544.55 SQ.FT. - 545.73 SQ.FT.



List of unit numbers with this unit plan:

VIEWS

Street View
B107, B109, B111, B207, B209, B211, B307, B309, B311

Street View, Villa Community
B407, B409, B411

Villa Community, Golf Course
B507, B509, B511, B607, B609, B611, B707, B709, B711, B807, B809, B811, B907, B909, B911, B1007, B1009, B1011, B1107, B1109, B1111, B1207, B1209, B1211, B1307, B1309, B1311, B1407, B1409, B1411, B1507, B1509, B1511, B1607, B1609, B1611, B1707, B1709, B1711, B1807, B1809, B1811, B1907, B1909, B1911, B2007, B2009, B2011, B2107, B2109, B2111, B2207, B2209, B2211, B2307, B2309, B2311, B2407, B2411, B2507, B2511, B2607, B2611, B2707, B2711, B2807, B2811, B2907, B2911, B3007, B3011, B3107, B3111, B3207, B3211, B3307, B3311, B3407, B3411

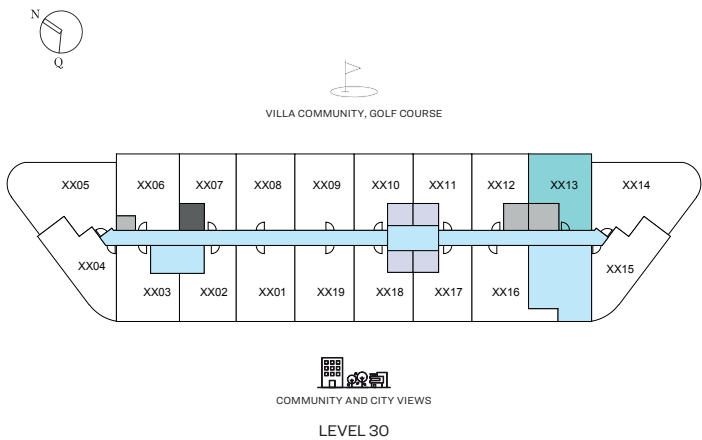
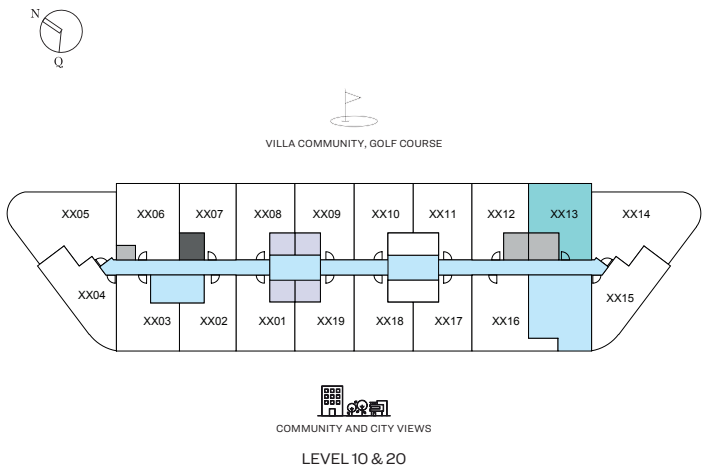


Disclaimer: 1. All dimensions are in metric, measured to wall finishes. 2. All materials, dimensions & drawings are approximate. 3. Information is subject to change without notice, at developer's absolute discretion. 4. Actual area may vary from the stated area. 5. Drawing are not to scale. 6. All images used are for illustrative purpose only and do not represent the actual size, features, specifications, fittings and furnishings. 7. The developer reserves the right to make revisions/ alterations, at its absolute discretion, without any liability whatsoever.

1 BEDROOM APARTMENT
TYPE A (with balcony) VARIANT 2

TOTAL SALEABLE AREA
SUITE = 486.74 SQ.FT.
BALCONY = 54.36 SQ.FT.
TOTAL = 541.10 SQ.FT.

UNIT



List of unit numbers with this unit plan:

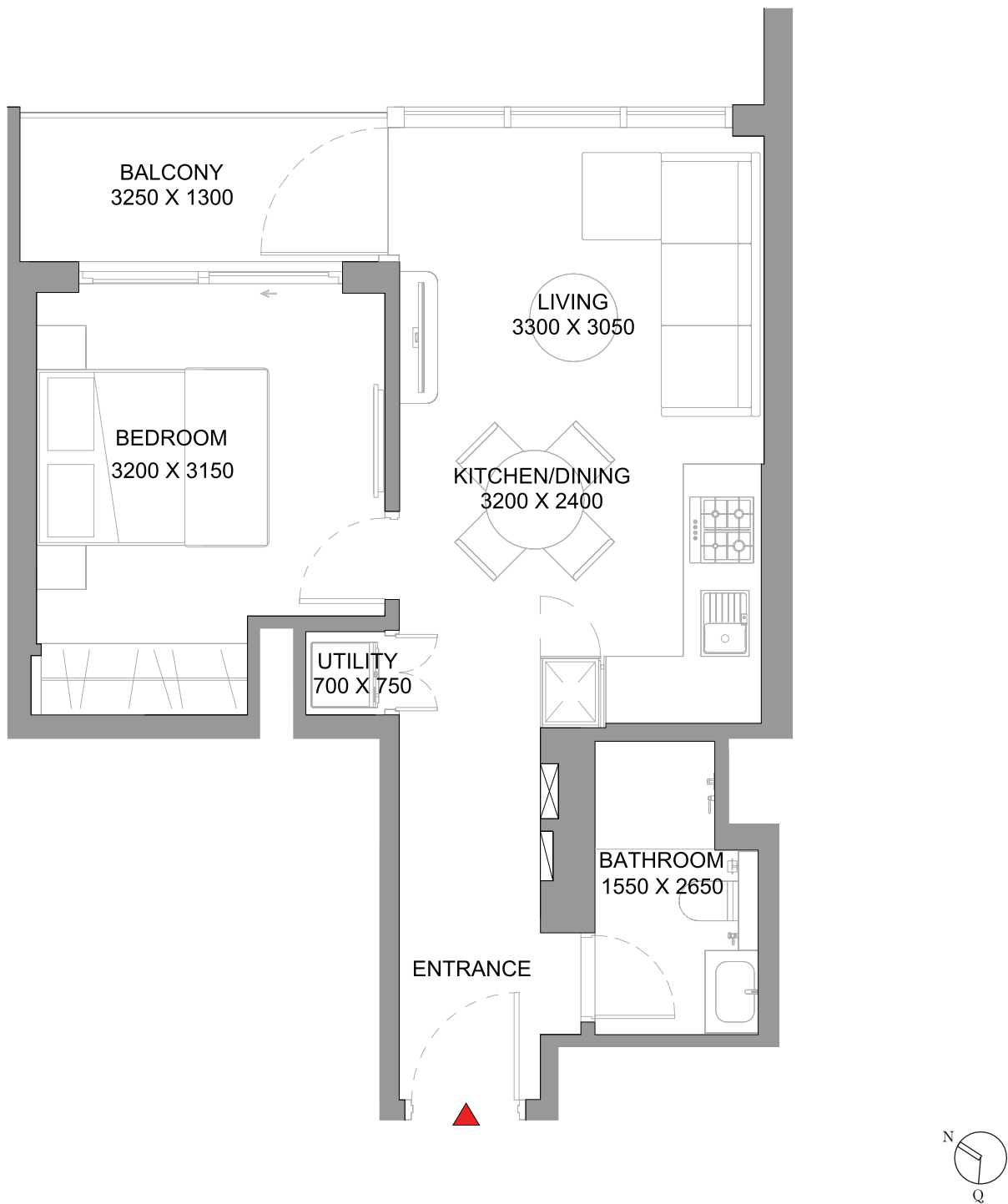
VIEWS

Villa Community, Golf Course
B1013, B2013, B3013

Disclaimer: 1. All dimensions are in metric, measured to wall finishes. 2. All materials, dimensions & drawings are approximate. 3. Information is subject to change without notice, at developer's absolute discretion. 4. Actual area may vary from the stated area. 5. Drawing are not to scale. 6. All images used are for illustrative purpose only and do not represent the actual size, features, specifications, fittings and furnishings. 7. The developer reserves the right to make revisions/ alterations, at its absolute discretion, without any liability whatsoever.

1 BEDROOM APARTMENT
TYPE A (with balcony) VARIANT 2

TOTAL SALEABLE AREA
SUITE = 486.74 SQ.FT.
BALCONY = 54.36 SQ.FT.
TOTAL = 541.10 SQ.FT.



List of unit numbers with this unit plan:

VIEWS

Villa Community, Golf Course
B1013, B2013, B3013

Disclaimer: 1. All dimensions are in metric, measured to wall finishes. 2. All materials, dimensions & drawings are approximate. 3. Information is subject to change without notice, at developer's absolute discretion. 4. Actual area may vary from the stated area. 5. Drawing are not to scale. 6. All images used are for illustrative purpose only and do not represent the actual size, features, specifications, fittings and furnishings. 7. The developer reserves the right to make revisions/ alterations, at its absolute discretion, without any liability whatsoever.

1 BEDROOM APARTMENT

TYPE B (with balcony)

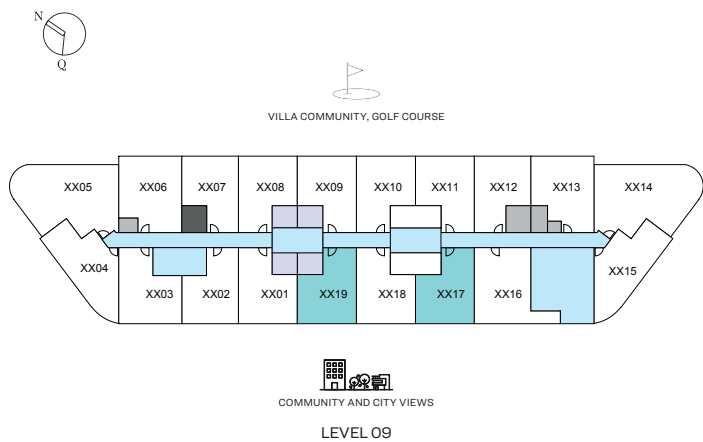
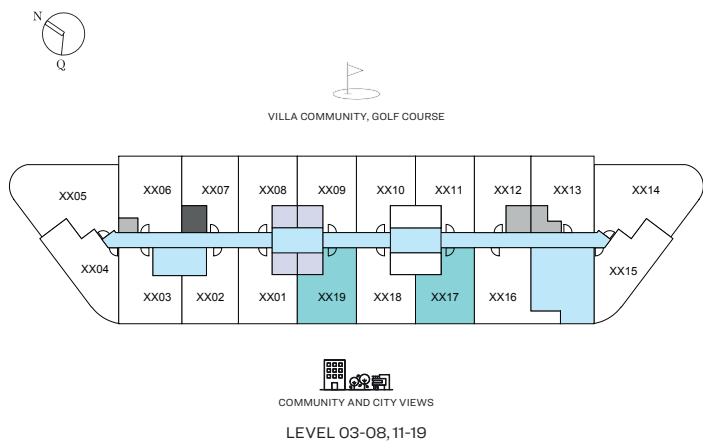
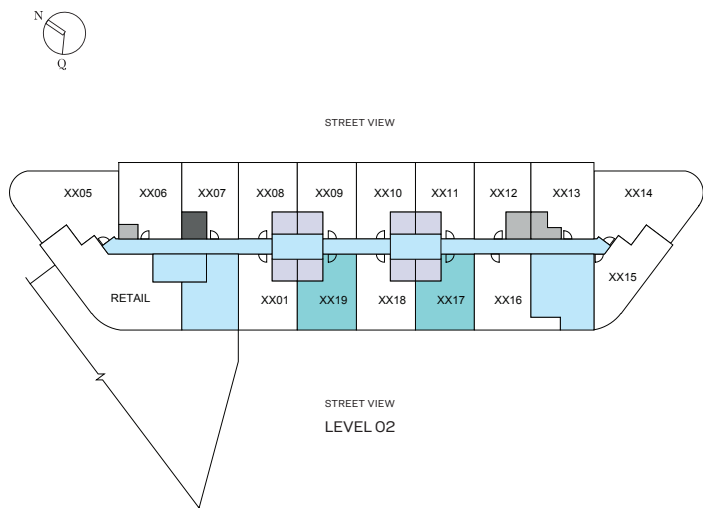
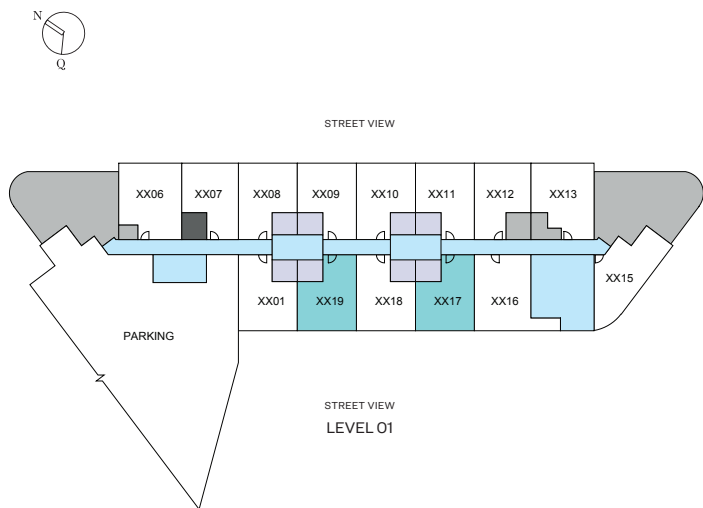
TOTAL SALEABLE AREA

SUITE RANGE = 487.17 SQ.FT. - 490.94 SQ.FT.

BALCONY RANGE = 54.36 SQ.FT. - 55.54 SQ.FT.

TOTAL RANGE = 541.53 SQ.FT. - 546.16 SQ.FT.

UNIT



List of unit numbers with this unit plan:

VIEWS

Street View

B117, B119, B217, B219, B317, B319, B417, B419

Street View, Community

B517, B519, B617, B619

Community

B717, B719, B817, B819, B917, B919, B1017, B1019

Community, City View

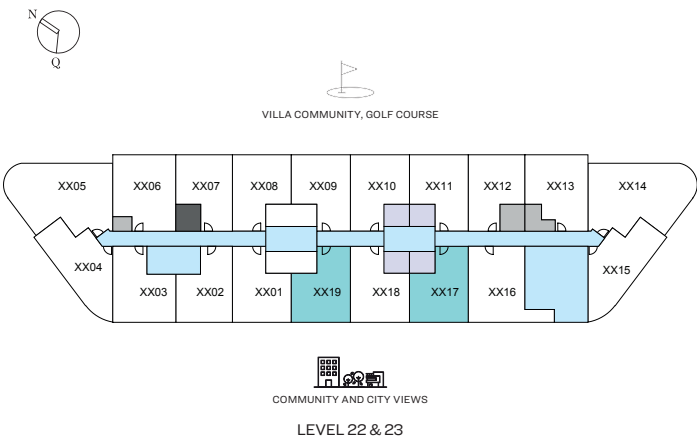
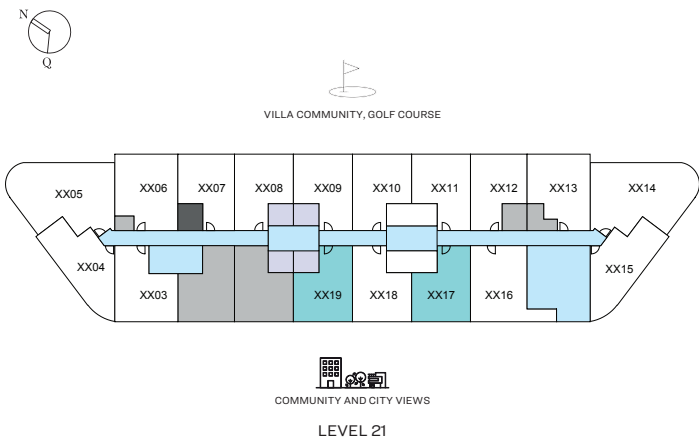
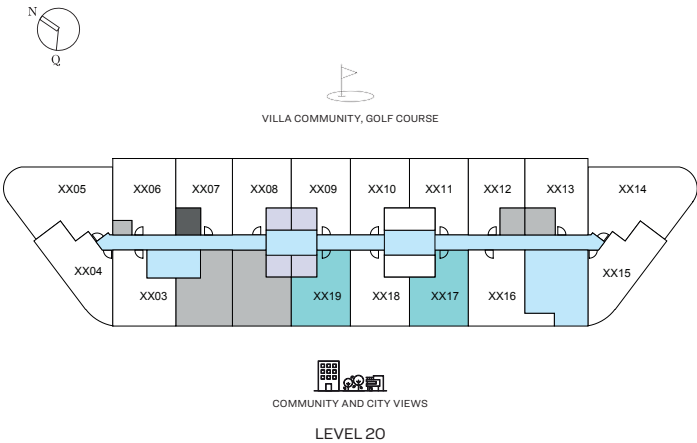
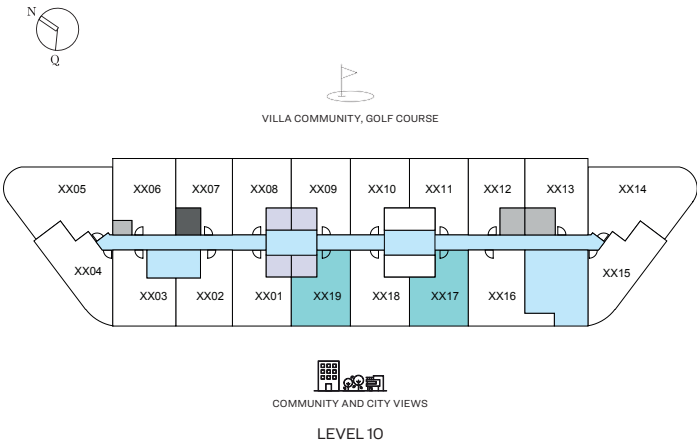
B1117, B1119, B1217, B1219, B1317, B1319, B1417, B1419, B1517, B1519, B1617, B1619, B1717, B1719, B1817, B1819, B1917, B1919, B2017, B2019, B2117, B2119, B2217, B2219, B2317, B2319, B2417, B2419, B2517, B2519, B2617, B2619, B2717, B2719, B2817, B2819, B2917, B2919, B3017, B3019, B3117, B3119, B3217, B3219, B3317, B3319, B3417

Disclaimer: 1. All dimensions are in metric, measured to wall finishes. 2. All materials, dimensions & drawings are approximate. 3. Information is subject to change without notice, at developer's absolute discretion. 4. Actual area may vary from the stated area. 5. Drawing are not to scale. 6. All images used are for illustrative purpose only and do not represent the actual size, features, specifications, fittings and furnishings. 7. The developer reserves the right to make revisions/ alterations, at its absolute discretion, without any liability whatsoever.

1 BEDROOM APARTMENT
TYPE B (with balcony)

TOTAL SALEABLE AREA
SUITE RANGE = 487.17 SQ.FT. - 490.94 SQ.FT.
BALCONY RANGE = 54.36 SQ.FT. - 55.54 SQ.FT.
TOTAL RANGE = 541.53 SQ.FT. - 546.16 SQ.FT.

UNIT



List of unit numbers with this unit plan:

VIEWS

Street View

B117, B119, B217, B219, B317, B319, B417, B419

Street View, Community

B517, B519, B617, B619

Community

B717, B719, B817, B819, B917, B919, B1017, B1019

Community, City View

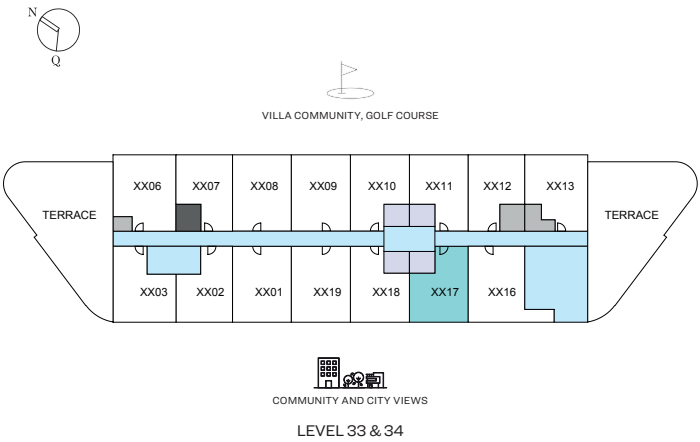
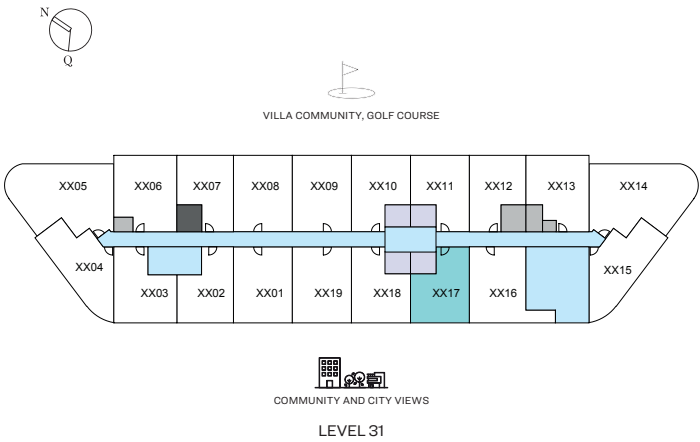
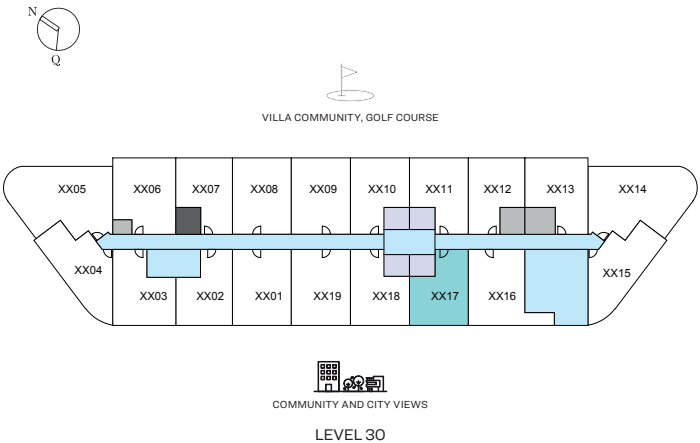
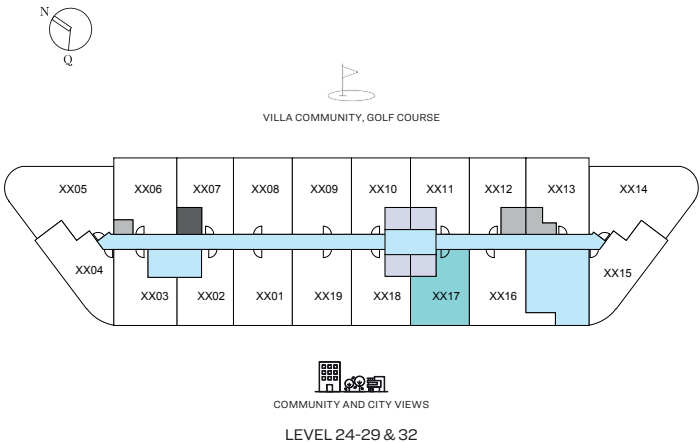
B1117, B1119, B1217, B1219, B1317, B1319, B1417, B1419, B1517, B1519, B1617, B1619, B1717, B1719, B1817, B1819, B1917, B1919, B2017, B2019, B2117, B2119, B2217, B2219, B2317, B2319, B2417, B2419, B2517, B2519, B2617, B2619, B2717, B2719, B2817, B2819, B2917, B2919, B3017, B3019, B3117, B3119, B3217, B3219, B3317, B3319, B3417

Disclaimer: 1. All dimensions are in metric, measured to wall finishes. 2. All materials, dimensions & drawings are approximate. 3. Information is subject to change without notice, at developer's absolute discretion. 4. Actual area may vary from the stated area. 5. Drawing are not to scale. 6. All images used are for illustrative purpose only and do not represent the actual size, features, specifications, fittings and furnishings. 7. The developer reserves the right to make revisions/ alterations, at its absolute discretion, without any liability whatsoever.

1 BEDROOM APARTMENT
TYPE B (with balcony)

TOTAL SALEABLE AREA
SUITE RANGE = 487.17 SQ.FT. - 490.94 SQ.FT.
BALCONY RANGE = 54.36 SQ.FT. - 55.54 SQ.FT.
TOTAL RANGE = 541.53 SQ.FT. - 546.16 SQ.FT.

UNIT



List of unit numbers with this unit plan:

VIEWS

Street View

B117, B119, B217, B219, B317, B319, B417, B419

Street View, Community

B517, B519, B617, B619

Community

B717, B719, B817, B819, B917, B919, B1017, B1019

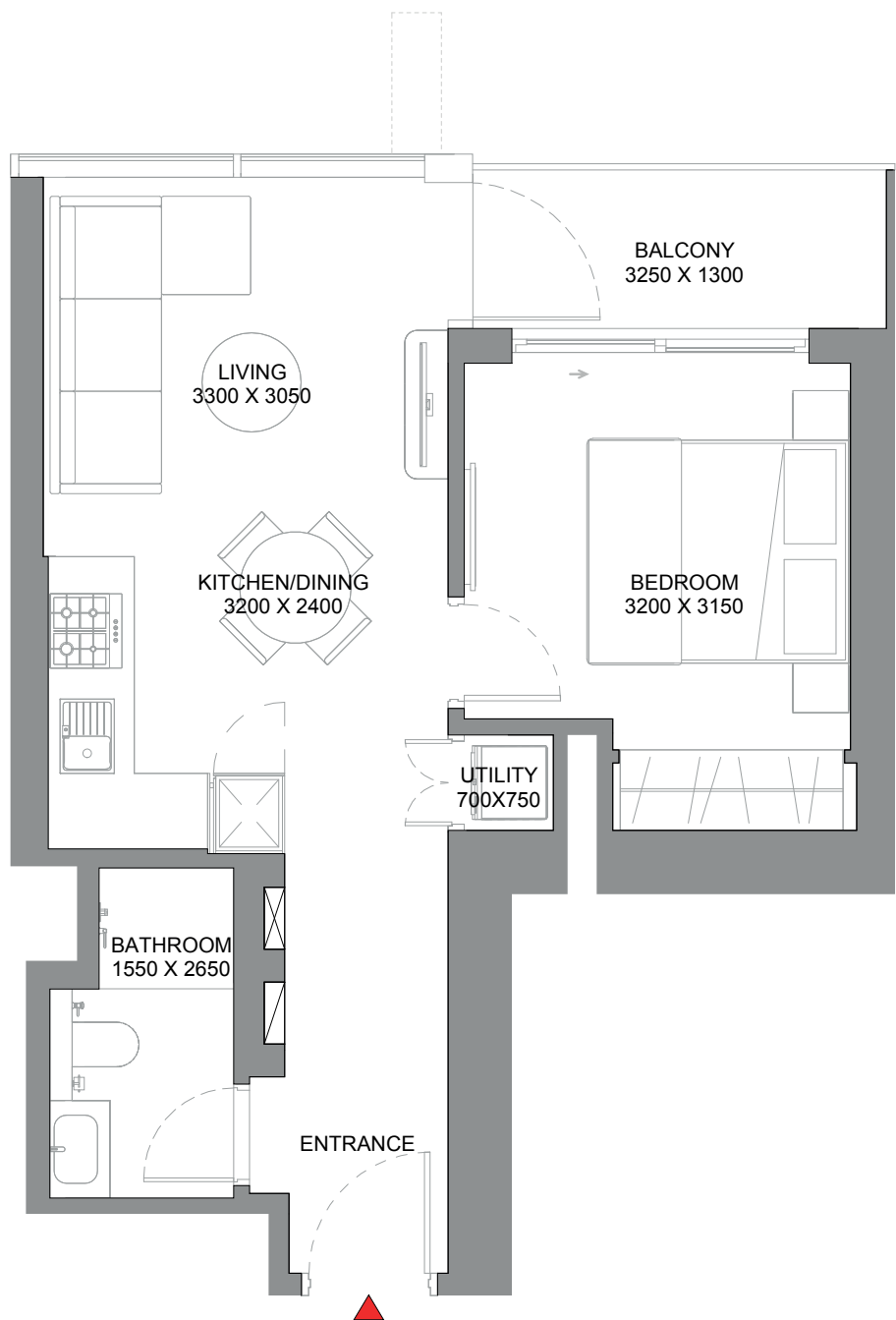
Community, City View

B1117, B1119, B1217, B1219, B1317, B1319, B1417, B1419, B1517, B1519, B1617, B1619, B1717, B1719, B1817, B1819, B1917, B1919, B2017, B2019, B2117, B2119, B2217, B2219, B2317, B2319, B2417, B2517, B2617, B2717, B2817, B2917, B3017, B3117, B3217, B3317, B3417

Disclaimer: 1. All dimensions are in metric, measured to wall finishes. 2. All materials, dimensions & drawings are approximate. 3. Information is subject to change without notice, at developer's absolute discretion. 4. Actual area may vary from the stated area. 5. Drawing are not to scale. 6. All images used are for illustrative purpose only and do not represent the actual size, features, specifications, fittings and furnishings. 7. The developer reserves the right to make revisions/ alterations, at its absolute discretion, without any liability whatsoever.

1 BEDROOM APARTMENT
TYPE B (with balcony)

TOTAL SALEABLE AREA
SUITE RANGE = 487.17 SQ.FT. - 490.94 SQ.FT.
BALCONY RANGE = 54.36 SQ.FT. - 55.54 SQ.FT.
TOTAL RANGE = 541.53 SQ.FT. - 546.16 SQ.FT.



List of unit numbers with this unit plan:

VIEWS

Street View

B117, B119, B217, B219, B317, B319, B417, B419

Street View, Community

B517, B519, B617, B619

Community

B717, B719, B817, B819, B917, B919, B1017, B1019

Community, City View

B1117, B1119, B1217, B1219, B1317, B1319, B1417, B1419, B1517, B1519, B1617, B1619, B1717, B1719, B1817, B1819, B1917, B1919, B2017, B2019, B2117, B2119, B2217, B2219, B2317, B2319, B2417, B2517, B2617, B2717, B2817, B2917, B3017, B3117, B3217, B3317, B3417

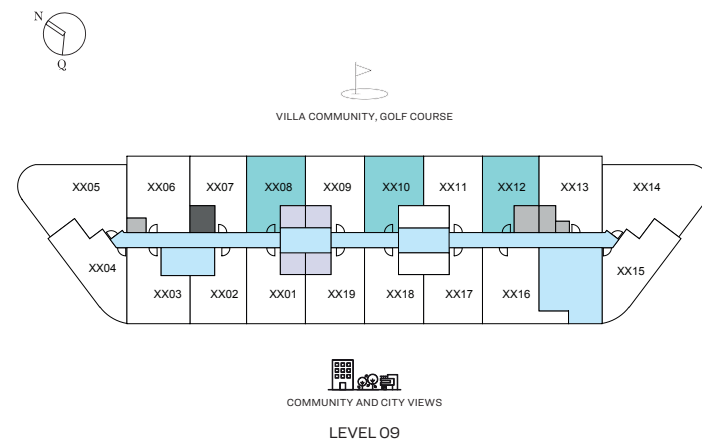
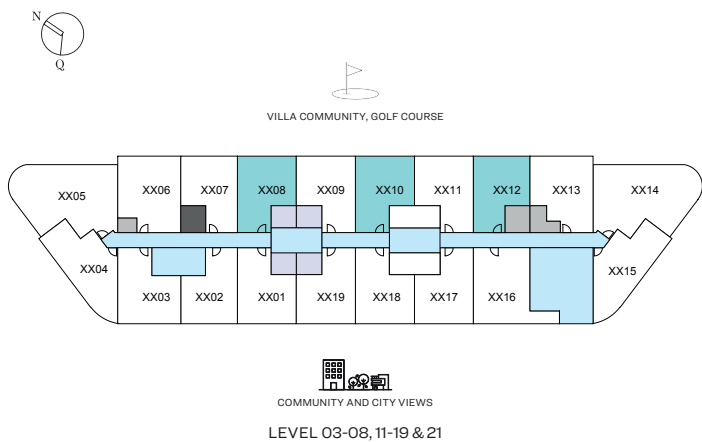
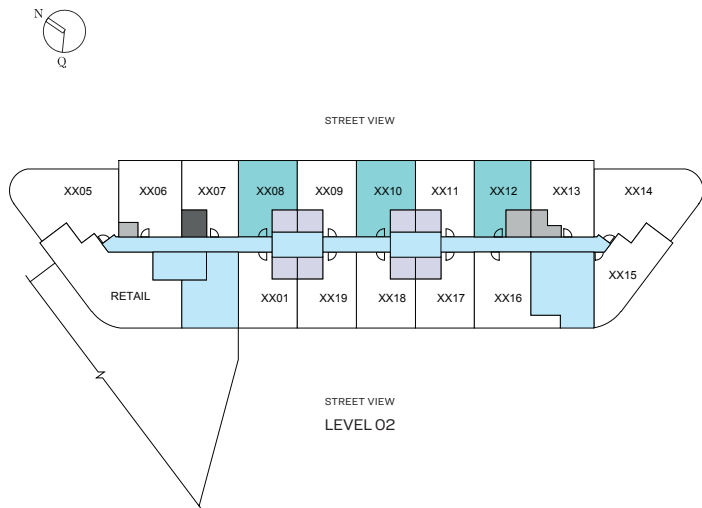
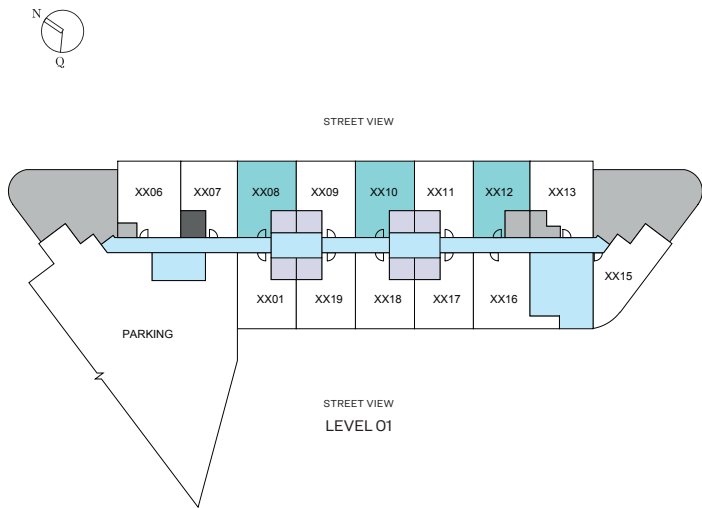
Disclaimer: 1. All dimensions are in metric, measured to wall finishes. 2. All materials, dimensions & drawings are approximate. 3. Information is subject to change without notice, at developer's absolute discretion. 4. Actual area may vary from the stated area. 5. Drawing are not to scale. 6. All images used are for illustrative purpose only and do not represent the actual size, features, specifications, fittings and furnishings. 7. The developer reserves the right to make revisions/ alterations, at its absolute discretion, without any liability whatsoever.



1 BEDROOM APARTMENT
TYPE B (with balcony) VARIANT 1

TOTAL SALEABLE AREA
SUITE RANGE = 486.42 SQ.FT. - 490.83 SQ.FT.
BALCONY RANGE = 54.25 SQ.FT. - 55.54 SQ.FT.
TOTAL RANGE = 541.96 SQ.FT. - 545.84 SQ.FT.

UNIT



List of unit numbers with this unit plan:

VIEWS

Street View
B108, B110, B112, B208, B210, B212, B308, B310, B312

Street View, Villa Community
B408, B410, B412

Villa Community, Golf Course
B508, B510, B512, B608, B610, B612, B708, B710, B712, B808, B810, B812, B908, B910, B912, B1008, B1010, B1012, B1108, B1110, B1112, B1208, B1210, B1212, B1308, B1310, B1312, B1408, B1410, B1412, B1508, B1510, B1512, B1608, B1610, B1612, B1708, B1710, B1712, B1808, B1810, B1812, B1908, B1910, B1912, B2008, B2010, B2012, B2108, B2110, B2112, B2208, B2210, B2212, B2308, B2310, B2312, B2410, B2412, B2510, B2512, B2610, B2612, B2710, B2712, B2810, B2812, B2910, B2912, B3010, B3012, B3110, B3112, B3210, B3212, B3310, B3312, B3410, B3412

Disclaimer: 1. All dimensions are in metric, measured to wall finishes. 2. All materials, dimensions & drawings are approximate. 3. Information is subject to change without notice, at developer's absolute discretion. 4. Actual area may vary from the stated area. 5. Drawing are not to scale. 6. All images used are for illustrative purpose only and do not represent the actual size, features, specifications, fittings and furnishings. 7. The developer reserves the right to make revisions/ alterations, at its absolute discretion, without any liability whatsoever.

1 BEDROOM APARTMENT

TYPE B (with balcony) VARIANT 1

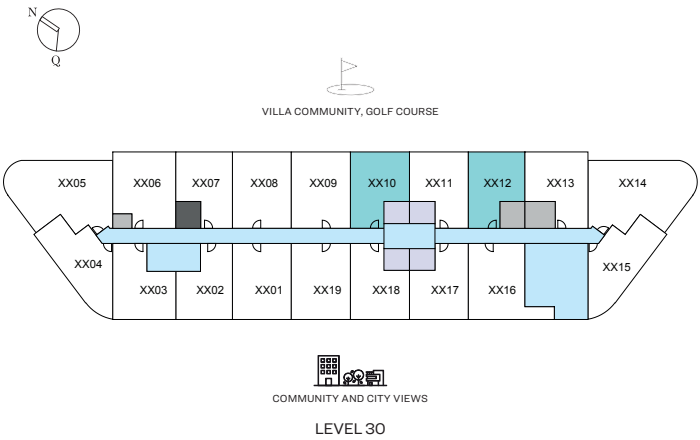
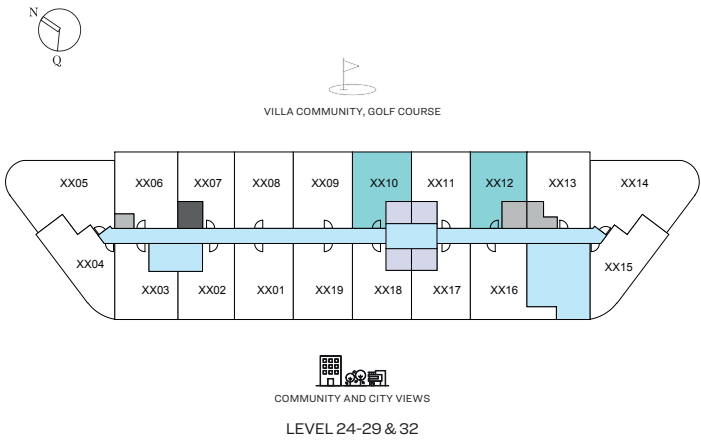
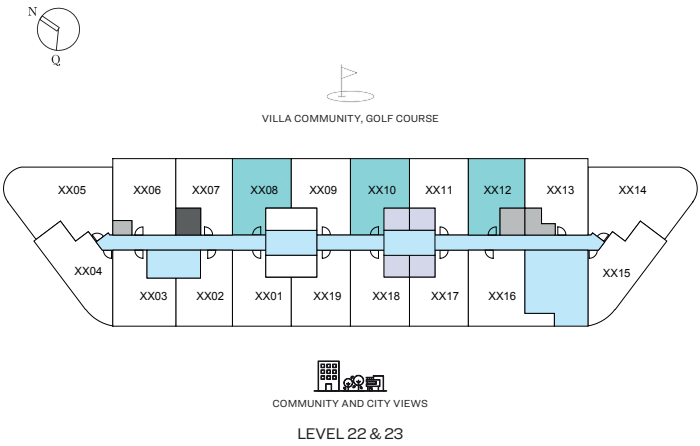
TOTAL SALEABLE AREA

SUITE RANGE = 486.42 SQ.FT. - 490.83 SQ.FT.

BALCONY RANGE = 54.25 SQ.FT. - 55.54 SQ.FT.

TOTAL RANGE = 541.96 SQ.FT. - 545.84 SQ.FT.

UNIT



List of unit numbers with this unit plan:

VIEWS

Street View

B108, B110, B112, B208, B210, B212, B308, B310, B312

Street View, Villa Community

B408, B410, B412

Villa Community, Golf Course

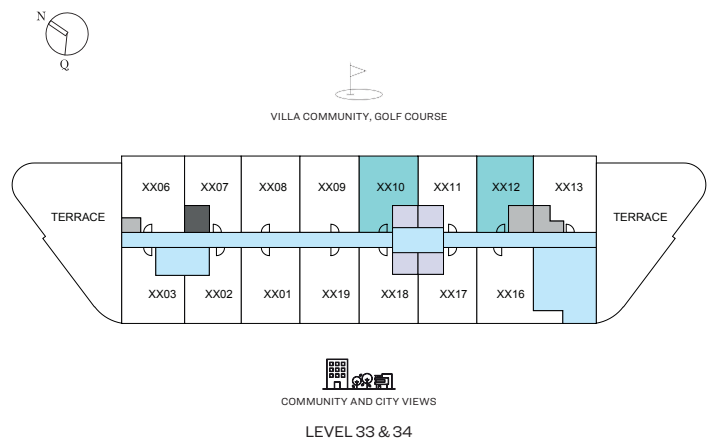
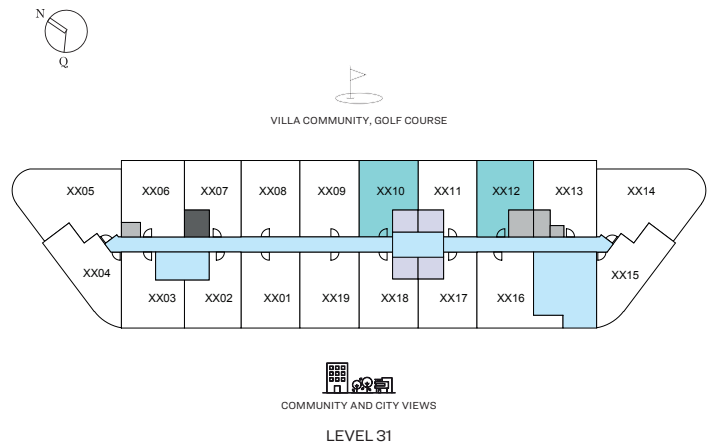
B508, B510, B512, B608, B610, B612, B708, B710, B712, B808, B810, B812, B908, B910, B912, B1008, B1010, B1012, B1108, B1110, B1112, B1208, B1210, B1212, B1308, B1310, B1312, B1408, B1410, B1412, B1508, B1510, B1512, B1608, B1610, B1612, B1708, B1710, B1712, B1808, B1810, B1812, B1908, B1910, B1912, B2008, B2010, B2012, B2108, B2110, B2112, B2208, B2210, B2212, B2308, B2310, B2312, B2410, B2412, B2510, B2512, B2610, B2612, B2710, B2712, B2810, B2812, B2910, B2912, B3010, B3012, B3110, B3112, B3210, B3212, B3310, B3312, B3410, B3412

Disclaimer: 1. All dimensions are in metric, measured to wall finishes. 2. All materials, dimensions & drawings are approximate. 3. Information is subject to change without notice, at developer's absolute discretion. 4. Actual area may vary from the stated area. 5. Drawing are not to scale. 6. All images used are for illustrative purpose only and do not represent the actual size, features, specifications, fittings and furnishings. 7. The developer reserves the right to make revisions/ alterations, at its absolute discretion, without any liability whatsoever.

1 BEDROOM APARTMENT
TYPE B (with balcony) VARIANT 1

TOTAL SALEABLE AREA
SUITE RANGE = 486.42 SQ.FT. - 490.83 SQ.FT.
BALCONY RANGE = 54.25 SQ.FT. - 55.54 SQ.FT.
TOTAL RANGE = 541.96 SQ.FT. - 545.84 SQ.FT.

UNIT



List of unit numbers with this unit plan:

VIEWS

Street View
B108, B110, B112, B208, B210, B212, B308, B310, B312

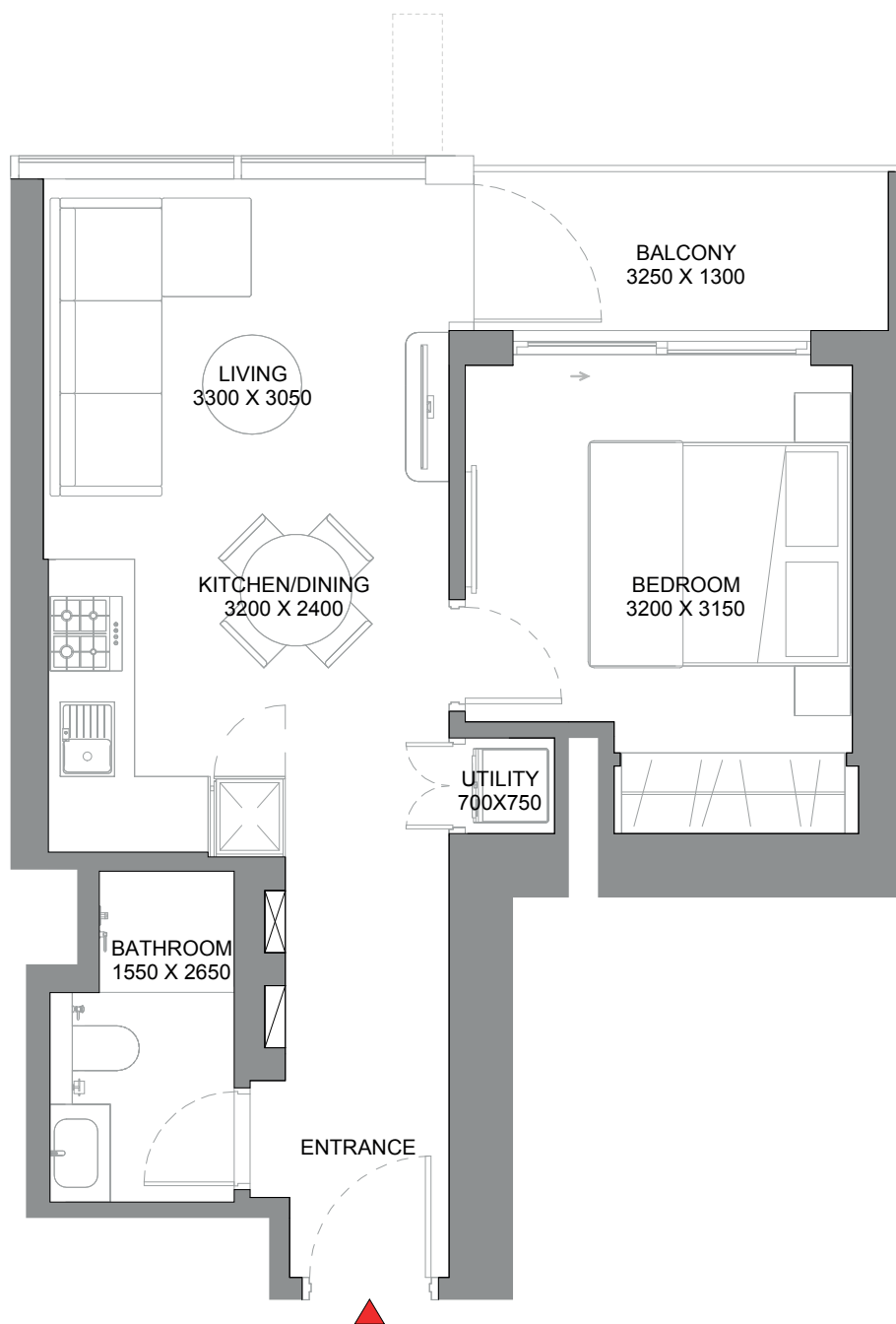
Street View, Villa Community
B408, B410, B412

Villa Community, Golf Course
B508, B510, B512, B608, B610, B612, B708, B710, B712, B808, B810, B812, B908, B910, B912, B1008, B1010, B1012, B1108, B1110, B1112, B1208, B1210, B1212, B1308, B1310, B1312, B1408, B1410, B1412, B1508, B1510, B1512, B1608, B1610, B1612, B1708, B1710, B1712, B1808, B1810, B1812, B1908, B1910, B1912, B2008, B2010, B2012, B2108, B2110, B2112, B2208, B2210, B2212, B2308, B2310, B2312, B2410, B2412, B2510, B2512, B2610, B2612, B2710, B2712, B2810, B2812, B2910, B2912, B3010, B3012, B3110, B3112, B3210, B3212, B3310, B3312, B3410, B3412

Disclaimer: 1. All dimensions are in metric, measured to wall finishes. 2. All materials, dimensions & drawings are approximate. 3. Information is subject to change without notice, at developer's absolute discretion. 4. Actual area may vary from the stated area. 5. Drawing are not to scale. 6. All images used are for illustrative purpose only and do not represent the actual size, features, specifications, fittings and furnishings. 7. The developer reserves the right to make revisions/ alterations, at its absolute discretion, without any liability whatsoever.

1 BEDROOM APARTMENT
TYPE B (with balcony) VARIANT 1

TOTAL SALEABLE AREA
SUITE RANGE = 486.42 SQ.FT. - 490.83 SQ.FT.
BALCONY RANGE = 54.25 SQ.FT. - 55.54 SQ.FT.
TOTAL RANGE = 541.96 SQ.FT. - 545.84 SQ.FT.



List of unit numbers with this unit plan:

VIEWS

Street View
B108, B110, B112, B208, B210, B212, B308, B310, B312

Street View, Villa Community
B408, B410, B412

Villa Community, Golf Course
B508, B510, B512, B608, B610, B612, B708, B710, B712, B808, B810, B812, B908, B910, B912, B1008, B1010, B1012, B1108, B1110, B1112, B1208, B1210, B1212, B1308, B1310, B1312, B1408, B1410, B1412, B1508, B1510, B1512, B1608, B1610, B1612, B1708, B1710, B1712, B1808, B1810, B1812, B1908, B1910, B1912, B2008, B2010, B2012, B2108, B2110, B2112, B2208, B2210, B2212, B2308, B2310, B2312, B2410, B2412, B2510, B2512, B2610, B2612, B2710, B2712, B2810, B2812, B2910, B2912, B3010, B3012, B3110, B3112, B3210, B3212, B3310, B3312, B3410, B3412

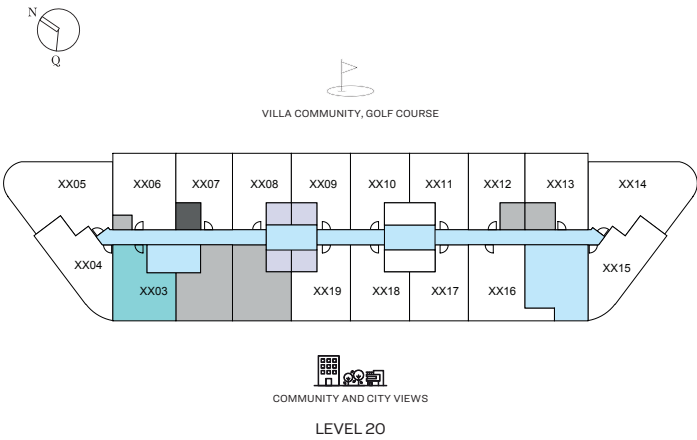
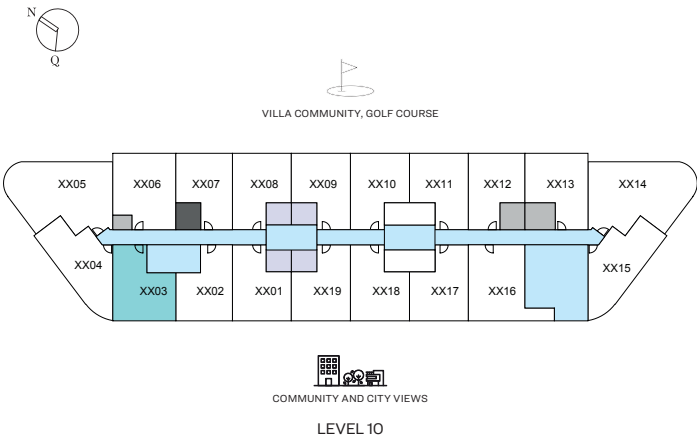
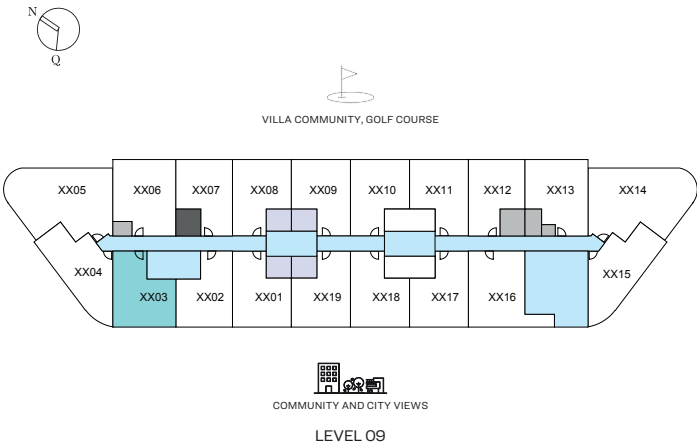
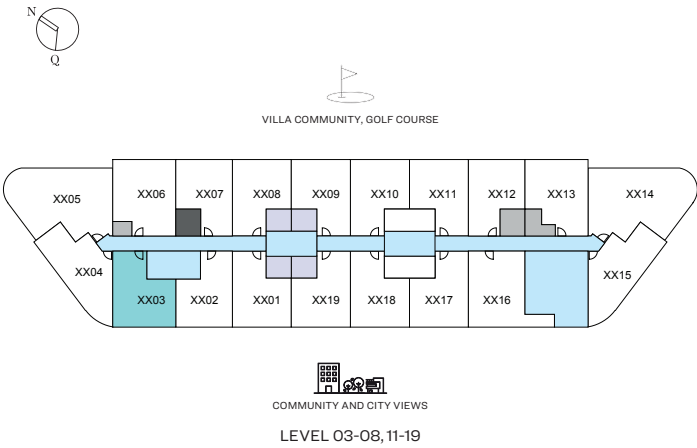


Disclaimer: 1. All dimensions are in metric, measured to wall finishes. 2. All materials, dimensions & drawings are approximate. 3. Information is subject to change without notice, at developer's absolute discretion. 4. Actual area may vary from the stated area. 5. Drawing are not to scale. 6. All images used are for illustrative purpose only and do not represent the actual size, features, specifications, fittings and furnishings. 7. The developer reserves the right to make revisions/ alterations, at its absolute discretion, without any liability whatsoever.

1 BEDROOM APARTMENT
TYPE D (with balcony)

TOTAL SALEABLE AREA
SUITE = 482.01 SQ.FT.
BALCONY = 55.54 SQ.FT.
TOTAL = 537.55 SQ.FT.

UNIT



List of unit numbers with this unit plan:

VIEWS

Street View
B303

Amenities
B403, B503, B603, B703, B803, B903, B1003, B1103, B1203, B1303, B1403, B1503, B1603, B1703, B1803, B1903, B2003

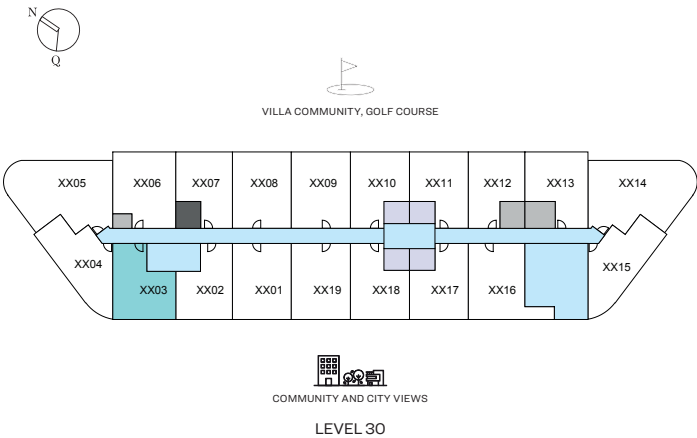
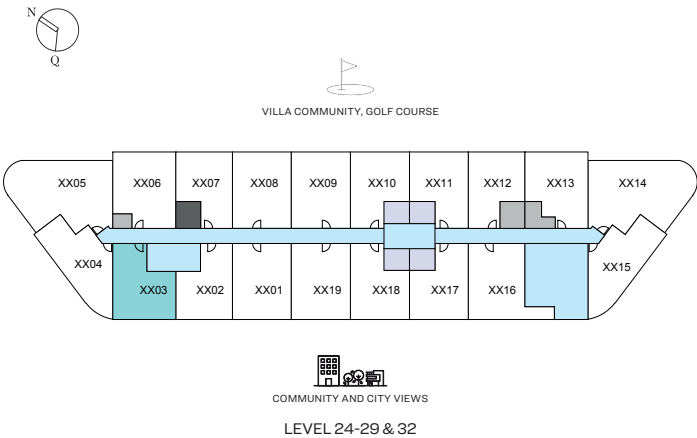
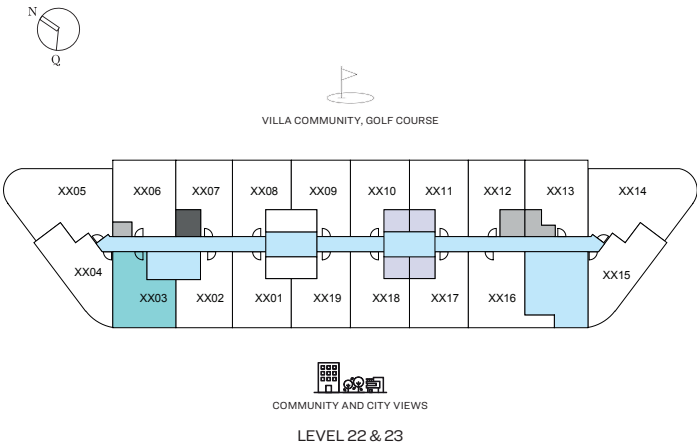
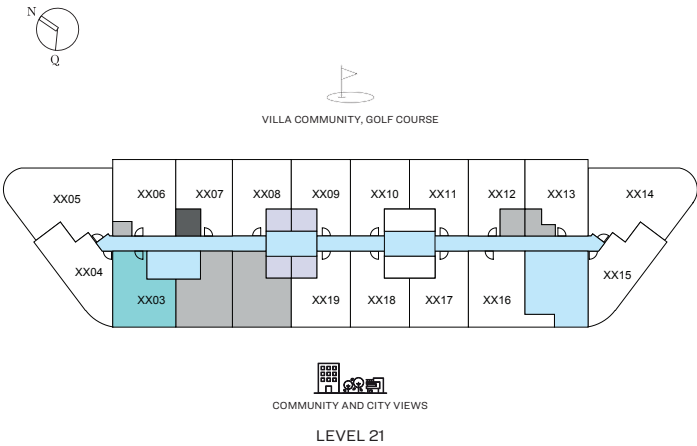
Community
B2103, B2203, B2303, B2403, B2503, B2603, B2703, B2803, B2903, B3003, B3103, B3203, B3303, B3403

Disclaimer: 1. All dimensions are in metric, measured to wall finishes. 2. All materials, dimensions & drawings are approximate. 3. Information is subject to change without notice, at developer's absolute discretion. 4. Actual area may vary from the stated area. 5. Drawing are not to scale. 6. All images used are for illustrative purpose only and do not represent the actual size, features, specifications, fittings and furnishings. 7. The developer reserves the right to make revisions/ alterations, at its absolute discretion, without any liability whatsoever.

1 BEDROOM APARTMENT
TYPE D (with balcony)

TOTAL SALEABLE AREA
SUITE = 482.01 SQ.FT.
BALCONY = 55.54 SQ.FT.
TOTAL = 537.55 SQ.FT.

UNIT



List of unit numbers with this unit plan:

VIEWS

Street View
B303

Amenities
B403, B503, B603, B703, B803, B903, B1003, B1103, B1203, B1303, B1403, B1503, B1603, B1703, B1803, B1903, B2003

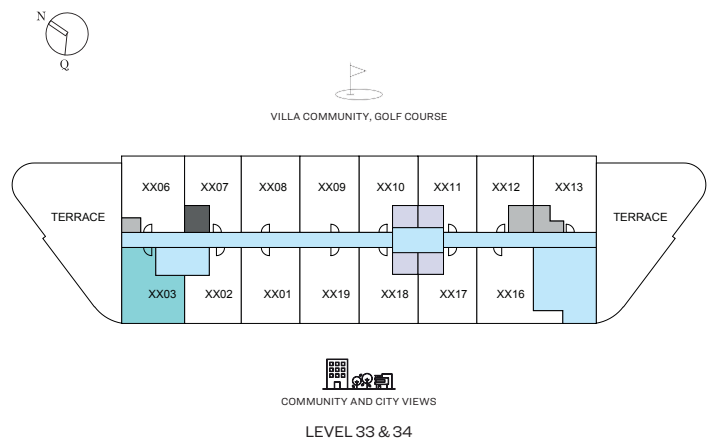
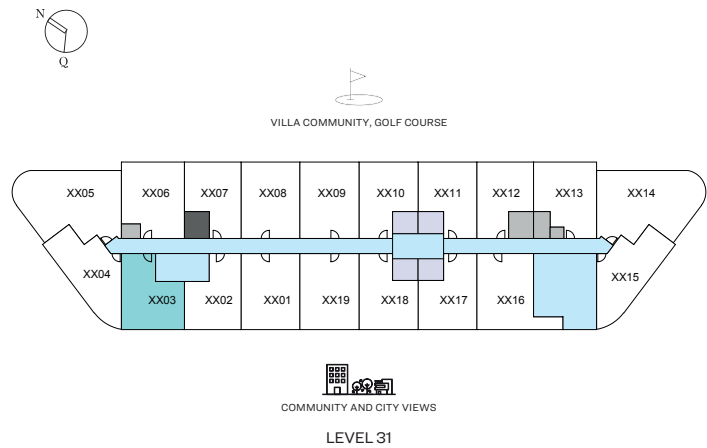
Community
B2103, B2203, B2303, B2403, B2503, B2603, B2703, B2803, B2903, B3003, B3103, B3203, B3303, B3403

Disclaimer: 1. All dimensions are in metric, measured to wall finishes. 2. All materials, dimensions & drawings are approximate. 3. Information is subject to change without notice, at developer's absolute discretion. 4. Actual area may vary from the stated area. 5. Drawing are not to scale. 6. All images used are for illustrative purpose only and do not represent the actual size, features, specifications, fittings and furnishings. 7. The developer reserves the right to make revisions/ alterations, at its absolute discretion, without any liability whatsoever.

1 BEDROOM APARTMENT
TYPE D (with balcony)

TOTAL SALEABLE AREA
SUITE = 482.01 SQ.FT.
BALCONY = 55.54 SQ.FT.
TOTAL = 537.55 SQ.FT.

UNIT



List of unit numbers with this unit plan:

VIEWS

Street View
B303

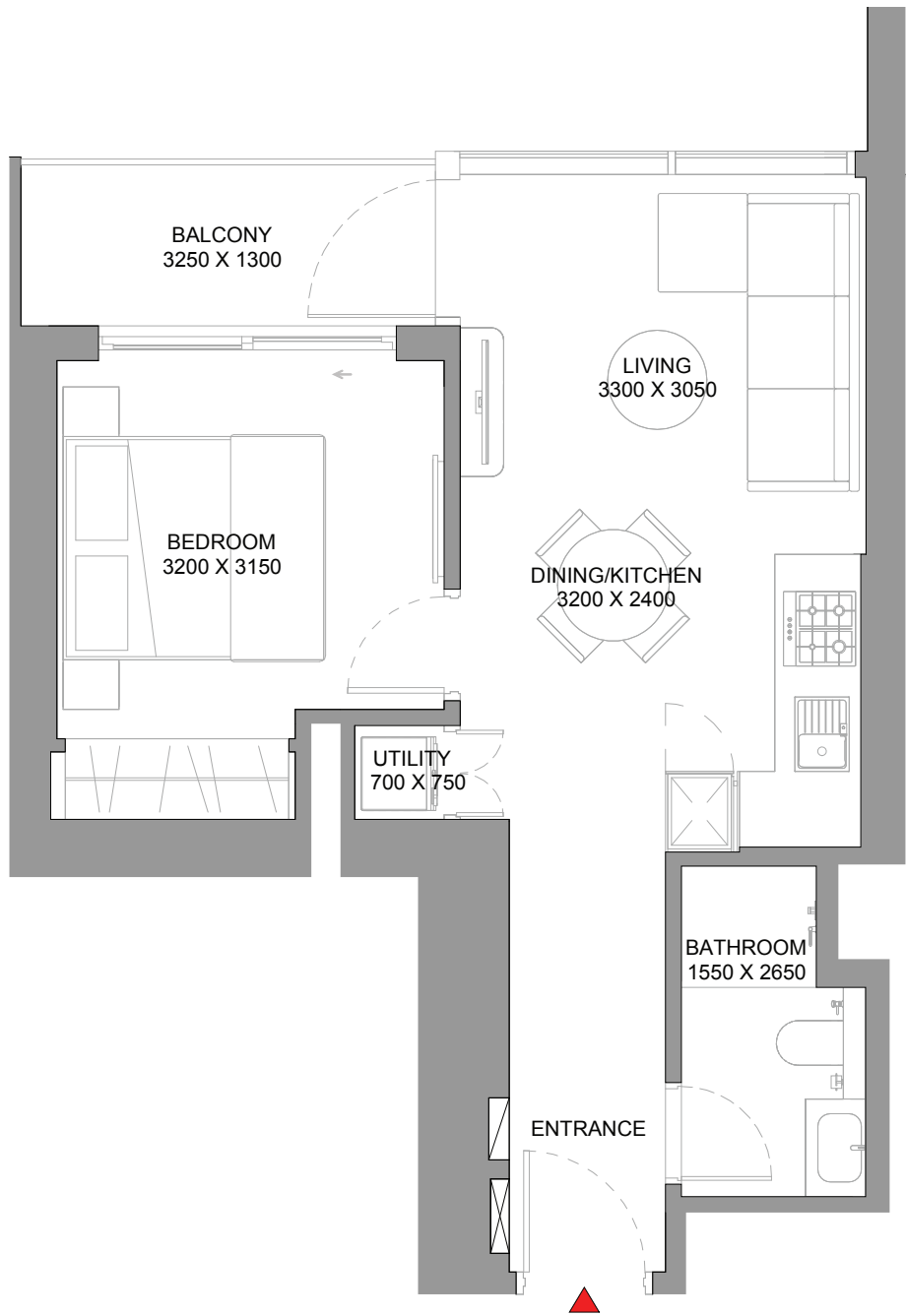
Amenities
B403, B503, B603, B703, B803, B903, B1003, B1103, B1203, B1303, B1403, B1503, B1603, B1703, B1803, B1903, B2003

Community
B2103, B2203, B2303, B2403, B2503, B2603, B2703, B2803, B2903, B3003, B3103, B3203, B3303, B3403

Disclaimer: 1. All dimensions are in metric, measured to wall finishes. 2. All materials, dimensions & drawings are approximate. 3. Information is subject to change without notice, at developer's absolute discretion. 4. Actual area may vary from the stated area. 5. Drawing are not to scale. 6. All images used are for illustrative purpose only and do not represent the actual size, features, specifications, fittings and furnishings. 7. The developer reserves the right to make revisions/ alterations, at its absolute discretion, without any liability whatsoever.

1 BEDROOM APARTMENT
TYPE D (with balcony)

TOTAL SALEABLE AREA
SUITE = 482.01 SQ.FT.
BALCONY = 55.54 SQ.FT.
TOTAL = 537.55 SQ.FT.



List of unit numbers with this unit plan:

VIEWS

Street View
B303

Amenities
B403, B503, B603, B703, B803, B903, B1003, B1103, B1203, B1303, B1403, B1503, B1603, B1703, B1803, B1903, B2003

Community
B2103, B2203, B2303, B2403, B2503, B2603, B2703, B2803, B2903, B3003, B3103, B3203, B3303, B3403

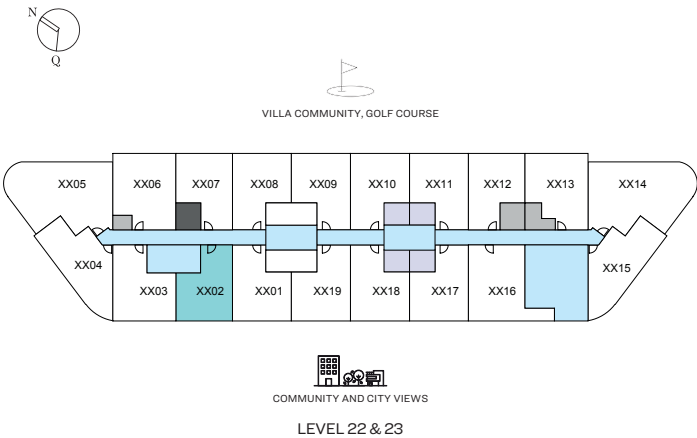
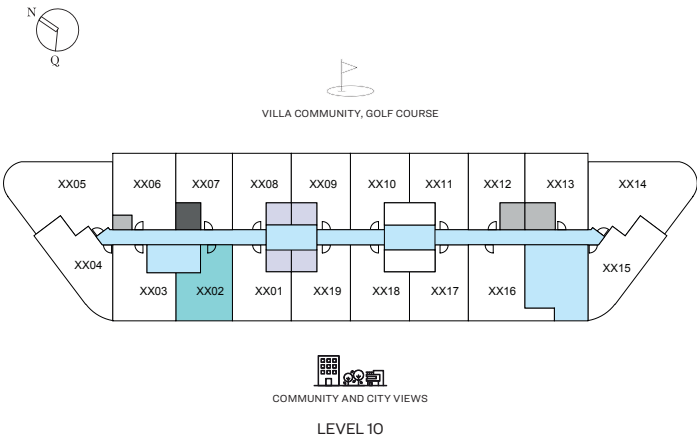
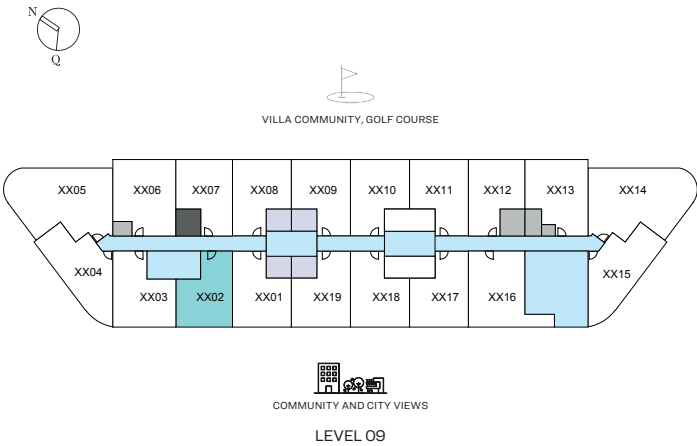
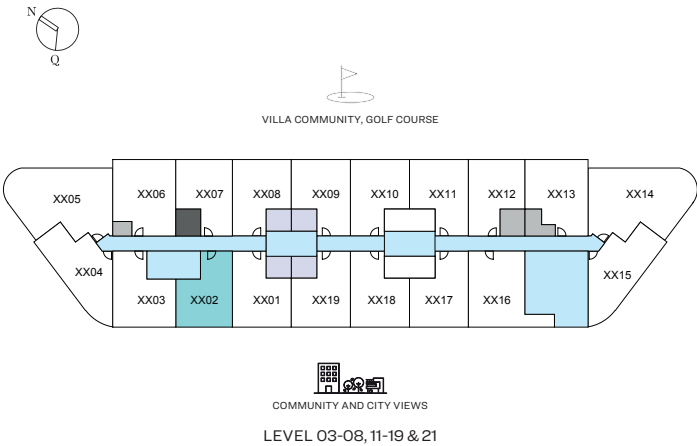


Disclaimer: 1. All dimensions are in metric, measured to wall finishes. 2. All materials, dimensions & drawings are approximate. 3. Information is subject to change without notice, at developer's absolute discretion. 4. Actual area may vary from the stated area. 5. Drawing are not to scale. 6. All images used are for illustrative purpose only and do not represent the actual size, features, specifications, fittings and furnishings. 7. The developer reserves the right to make revisions/ alterations, at its absolute discretion, without any liability whatsoever.

1 BEDROOM APARTMENT
TYPE E (with balcony)

TOTAL SALEABLE AREA
SUITE = 480.61 SQ.FT.
BALCONY = 55.54 SQ.FT.
TOTAL = 536.15 SQ.FT.

UNIT



List of unit numbers with this unit plan:

VIEWS

Street View
B302

Amenities
B402, B502, B602, B702, B802, B902, B1002, B1102, B1202, B1302, B1402, B1502, B1602, B1702, B1802, B1902

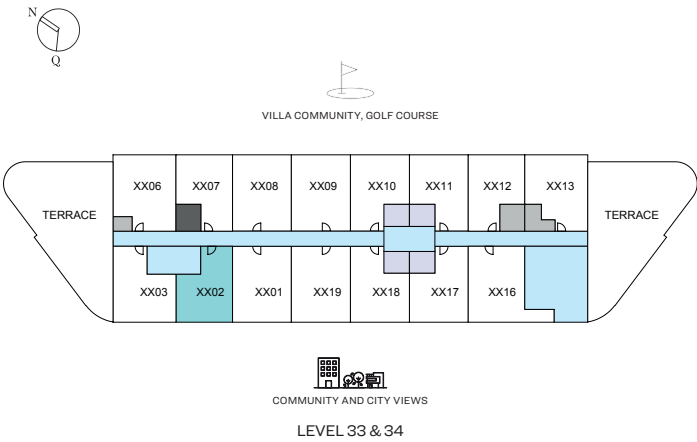
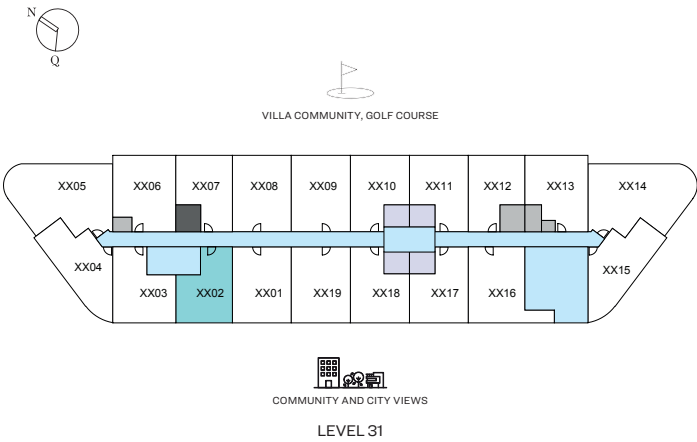
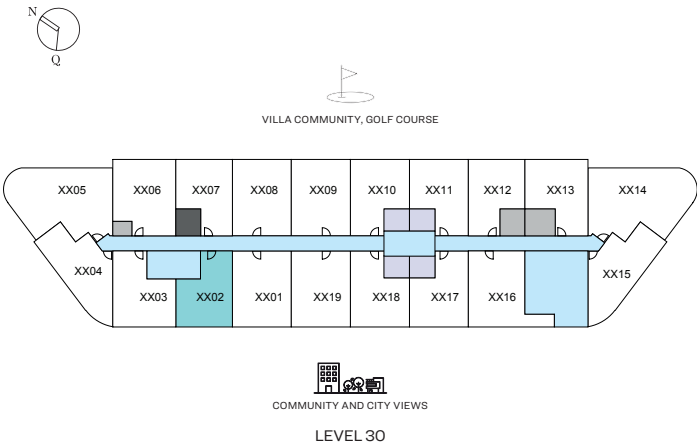
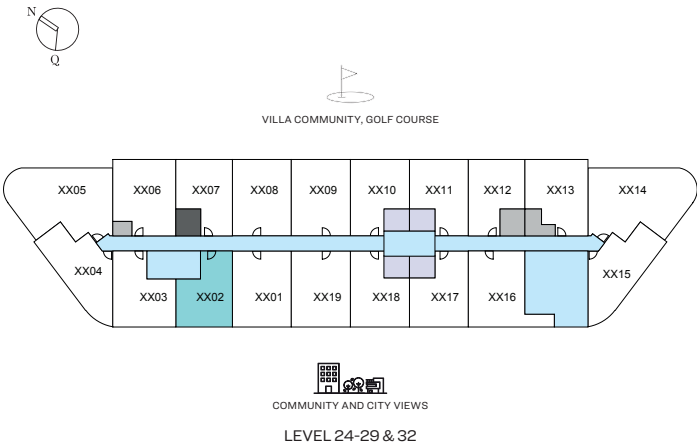
Community
B2202, B2302, B2402, B2502, B2602, B2702, B2802, B2902, B3002, B3102, B3202, B3302, B3402

Disclaimer: 1. All dimensions are in metric, measured to wall finishes. 2. All materials, dimensions & drawings are approximate. 3. Information is subject to change without notice, at developer's absolute discretion. 4. Actual area may vary from the stated area. 5. Drawing are not to scale. 6. All images used are for illustrative purpose only and do not represent the actual size, features, specifications, fittings and furnishings. 7. The developer reserves the right to make revisions/ alterations, at its absolute discretion, without any liability whatsoever.

1 BEDROOM APARTMENT
TYPE E (with balcony)

TOTAL SALEABLE AREA
SUITE = 480.61 SQ.FT.
BALCONY = 55.54 SQ.FT.
TOTAL = 536.15 SQ.FT.

UNIT



List of unit numbers with this unit plan:

VIEWS

Street View
B302

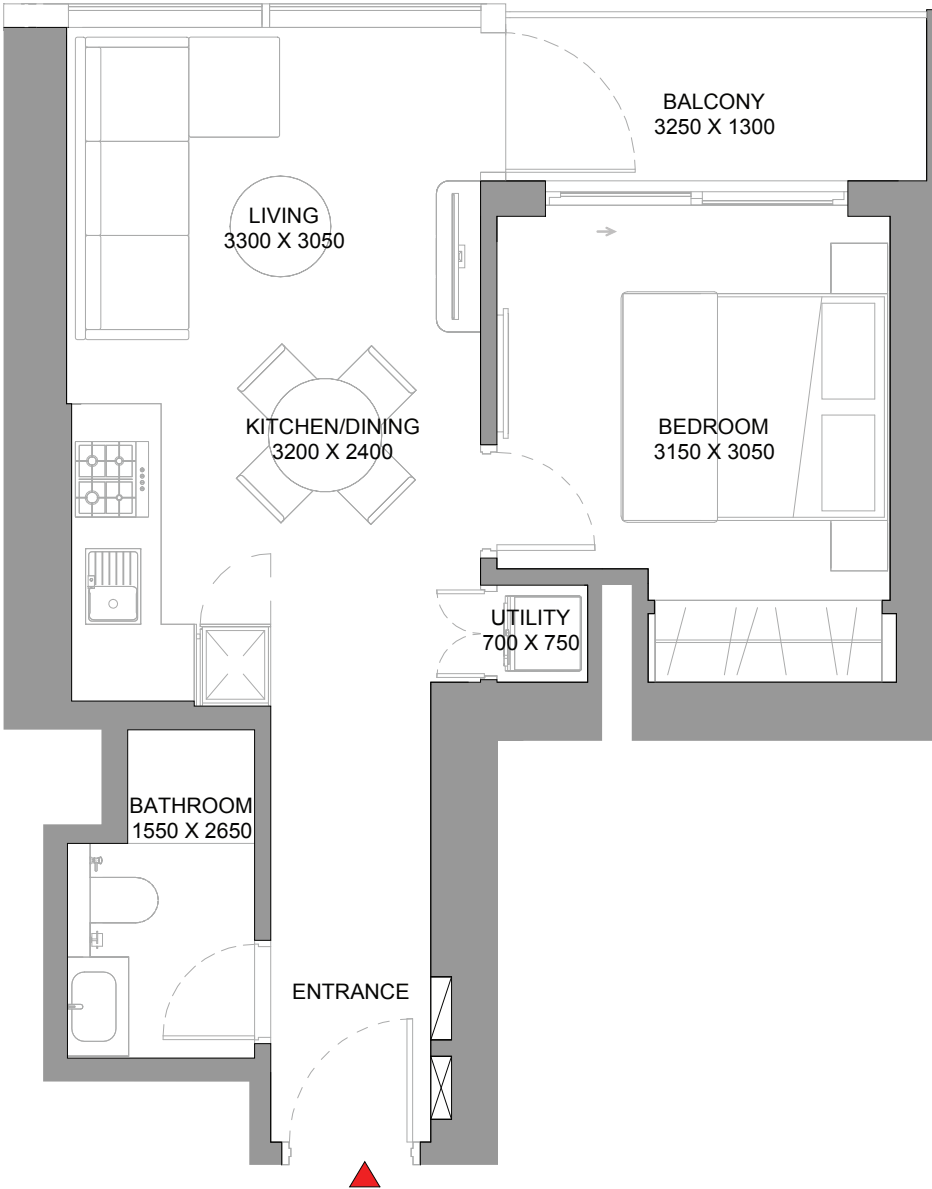
Amenities
B402, B502, B602, B702, B802, B902, B1002, B1102, B1202, B1302, B1402, B1502, B1602, B1702, B1802, B1902

Community
B2202, B2302, B2402, B2502, B2602, B2702, B2802, B2902, B3002, B3102, B3202, B3302, B3402

Disclaimer: 1. All dimensions are in metric, measured to wall finishes. 2. All materials, dimensions & drawings are approximate. 3. Information is subject to change without notice, at developer's absolute discretion. 4. Actual area may vary from the stated area. 5. Drawing are not to scale. 6. All images used are for illustrative purpose only and do not represent the actual size, features, specifications, fittings and furnishings. 7. The developer reserves the right to make revisions/ alterations, at its absolute discretion, without any liability whatsoever.

1 BEDROOM APARTMENT
TYPE E (with balcony)

TOTAL SALEABLE AREA
SUITE = 480.61 SQ.FT.
BALCONY = 55.54 SQ.FT.
TOTAL = 536.15 SQ.FT.



List of unit numbers with this unit plan:

VIEWS

Street View
B302

Amenities
B402, B502, B602, B702, B802, B902, B1002, B1102, B1202, B1302, B1402, B1502, B1602, B1702, B1802, B1902

Community
B2202, B2302, B2402, B2502, B2602, B2702, B2802, B2902, B3002, B3102, B3202, B3302, B3402

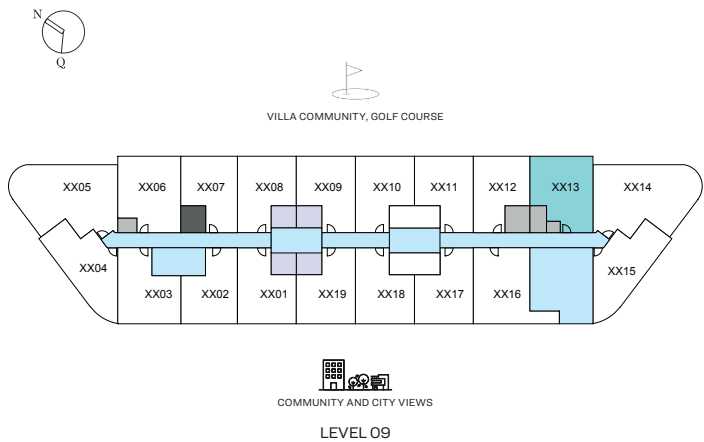
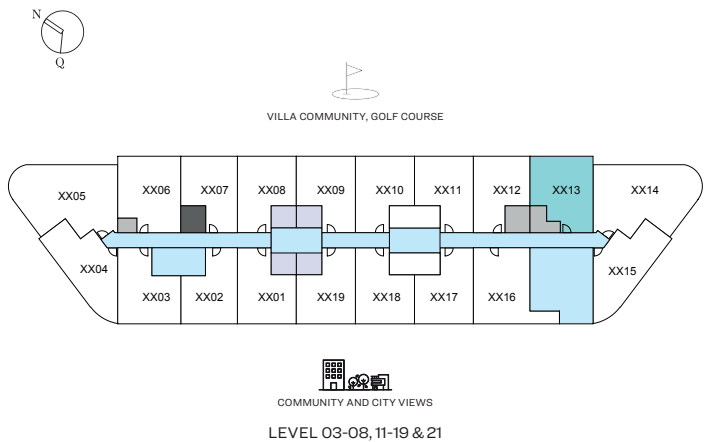
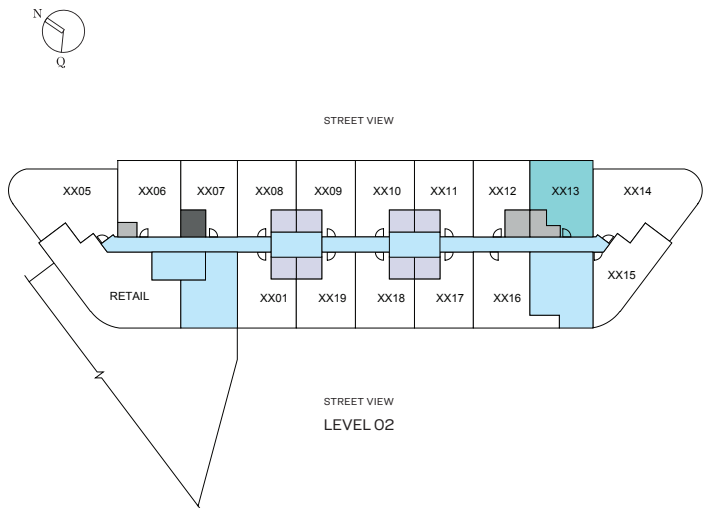
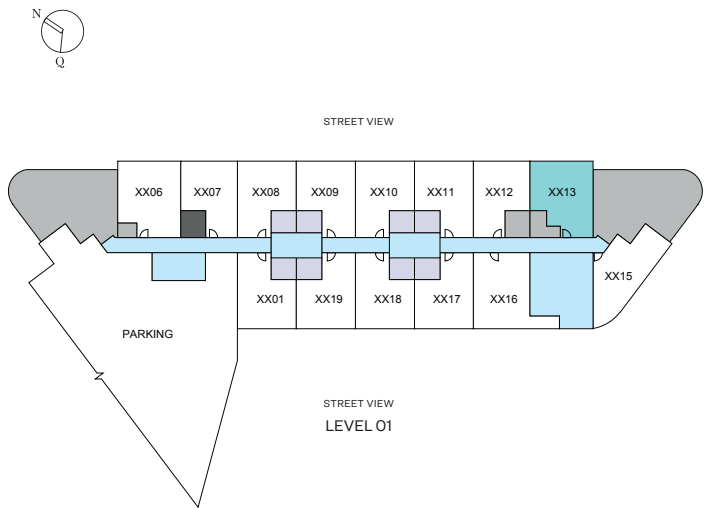


Disclaimer: 1. All dimensions are in metric, measured to wall finishes. 2. All materials, dimensions & drawings are approximate. 3. Information is subject to change without notice, at developer's absolute discretion. 4. Actual area may vary from the stated area. 5. Drawing are not to scale. 6. All images used are for illustrative purpose only and do not represent the actual size, features, specifications, fittings and furnishings. 7. The developer reserves the right to make revisions/ alterations, at its absolute discretion, without any liability whatsoever.

1 BEDROOM APARTMENT
TYPE K (with store room + balcony)

TOTAL SALEABLE AREA
SUITE RANGE = 519.04 SQ.FT. - 521.40 SQ.FT.
BALCONY RANGE = 54.36 SQ.FT. - 55.54 SQ.FT.
TOTAL RANGE = 574.58 SQ.FT. - 575.76 SQ.FT.

UNIT



List of unit numbers with this unit plan:

VIEWS

Street View
B113, B213, B313

Street View, Villa Community
B413

Villa Community, Golf Course
B513, B613, B713, B813, B913, B1113, B1213, B1313, B1413, B1513, B1613, B1713, B1813, B1913, B2113, B2213, B2313, B2413, B2513, B2613, B2713, B2813, B2913, B3113, B3213, B3313, B3413

Disclaimer: 1. All dimensions are in metric, measured to wall finishes. 2. All materials, dimensions & drawings are approximate. 3. Information is subject to change without notice, at developer's absolute discretion. 4. Actual area may vary from the stated area. 5. Drawing are not to scale. 6. All images used are for illustrative purpose only and do not represent the actual size, features, specifications, fittings and furnishings. 7. The developer reserves the right to make revisions/ alterations, at its absolute discretion, without any liability whatsoever.

1 BEDROOM APARTMENT

TYPE K (with store room + balcony)

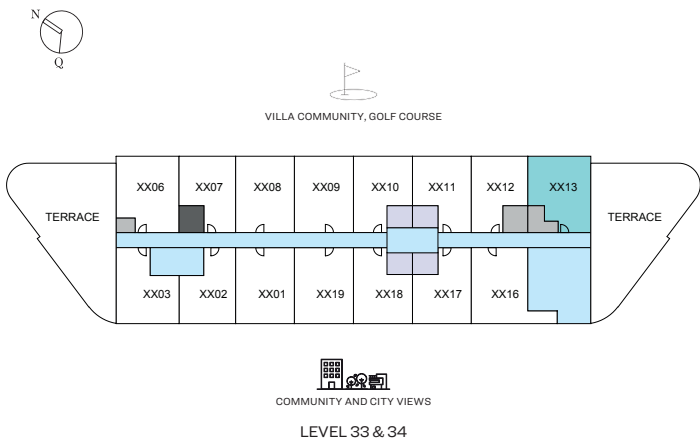
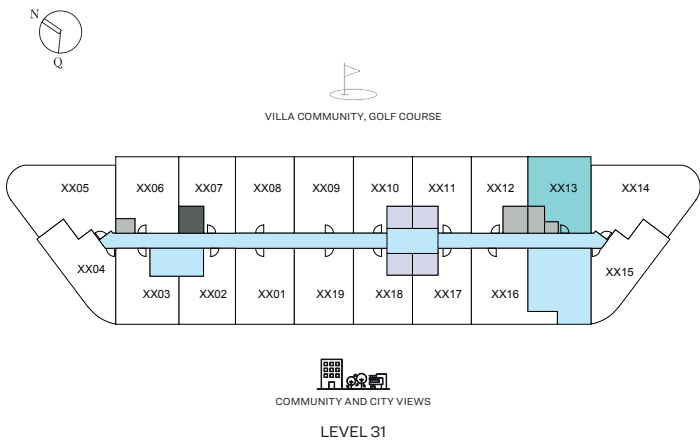
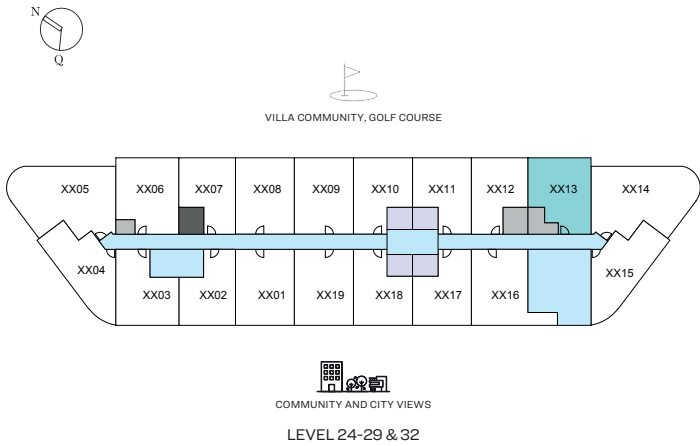
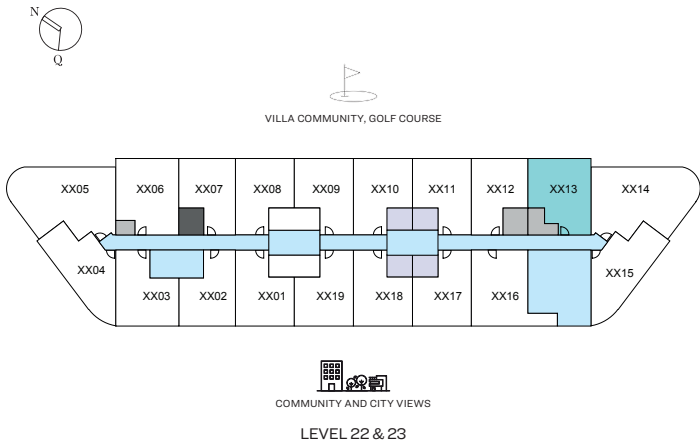
TOTAL SALEABLE AREA

SUITE RANGE = 519.04 SQ.FT. - 521.40 SQ.FT.

BALCONY RANGE = 54.36 SQ.FT. - 55.54 SQ.FT.

TOTAL RANGE = 574.58 SQ.FT. - 575.76 SQ.FT.

UNIT



List of unit numbers with this unit plan:

VIEWS

Street View

B113, B213, B313

Street View, Villa Community

B413

Villa Community, Golf Course

B513, B613, B713, B813, B913, B1113, B1213, B1313, B1413, B1513, B1613, B1713, B1813, B1913, B2113, B2213, B2313, B2413, B2513, B2613, B2713, B2813, B2913, B3113, B3213, B3313, B3413

Disclaimer: 1. All dimensions are in metric, measured to wall finishes. 2. All materials, dimensions & drawings are approximate. 3. Information is subject to change without notice, at developer's absolute discretion. 4. Actual area may vary from the stated area. 5. Drawing are not to scale. 6. All images used are for illustrative purpose only and do not represent the actual size, features, specifications, fittings and furnishings. 7. The developer reserves the right to make revisions/ alterations, at its absolute discretion, without any liability whatsoever.

1 BEDROOM APARTMENT

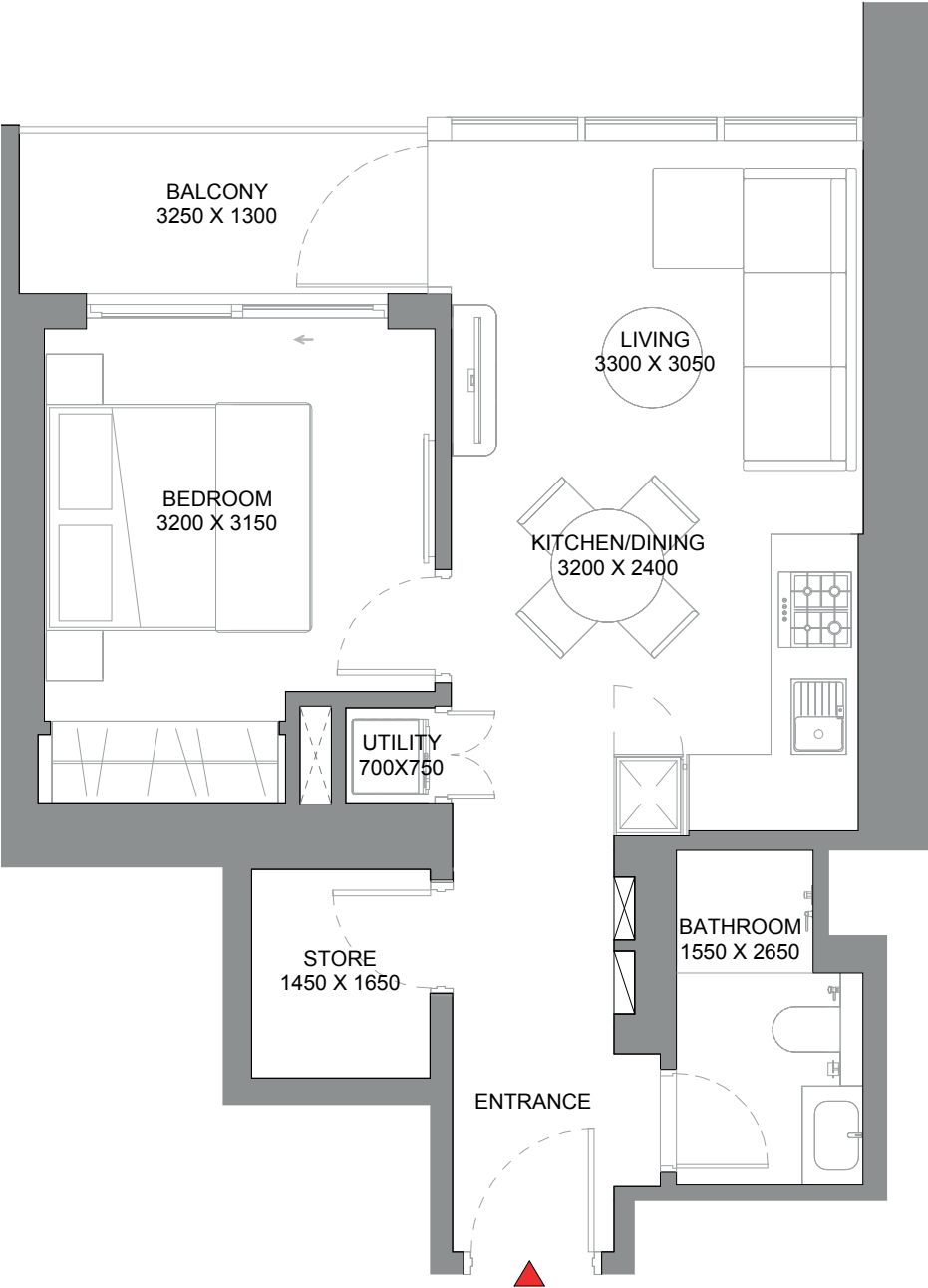
TYPE K (with store room + balcony)

TOTAL SALEABLE AREA

SUITE RANGE = 519.04 SQ.FT. - 521.40 SQ.FT.

BALCONY RANGE = 54.36 SQ.FT. - 55.54 SQ.FT.

TOTAL RANGE = 574.58 SQ.FT. - 575.76 SQ.FT.



List of unit numbers with this unit plan:

VIEWS

Street View

B113, B213, B313

Street View, Villa Community

B413

Villa Community, Golf Course

B513, B613, B713, B813, B913, B1113, B1213, B1313, B1413, B1513, B1613, B1713, B1813, B1913, B2113, B2213, B2313, B2413, B2513, B2613, B2713, B2813, B2913, B3113, B3213, B3313, B3413



Disclaimer: 1. All dimensions are in metric, measured to wall finishes. 2. All materials, dimensions & drawings are approximate. 3. Information is subject to change without notice, at developer's absolute discretion. 4. Actual area may vary from the stated area. 5. Drawing are not to scale. 6. All images used are for illustrative purpose only and do not represent the actual size, features, specifications, fittings and furnishings. 7. The developer reserves the right to make revisions/ alterations, at its absolute discretion, without any liability whatsoever.

1.5 BEDROOM APARTMENT
TYPE A (with study room + balcony)

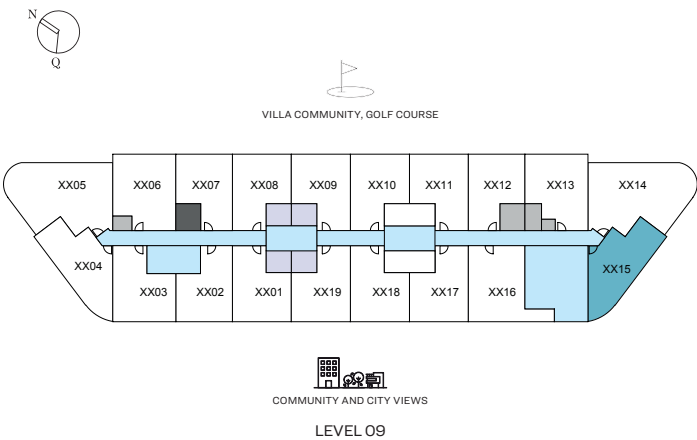
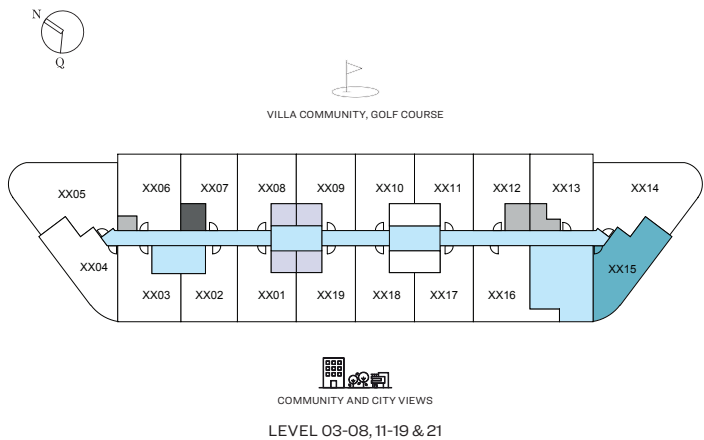
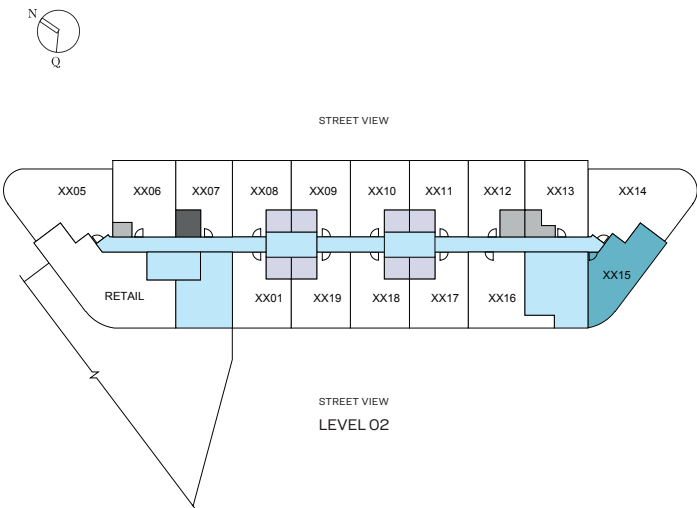
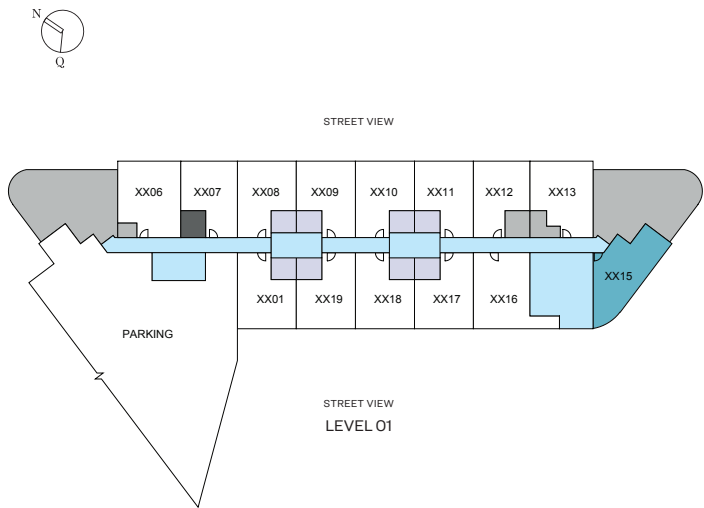
TOTAL SALEABLE AREA

SUITE RANGE = 605.04 SQ.FT. - 612.68 SQ.FT.

BALCONY RANGE = 62.97 SQ.FT. - 64.48 SQ.FT.

TOTAL RANGE = 668.01 SQ.FT. - 677.16 SQ.FT.

UNIT



List of unit numbers with this unit plan:

VIEWS

Street View

B115, B215, B315, B415

Street View, Community

B515, B615

Community

B715, B815, B915, B1015

Community, City View

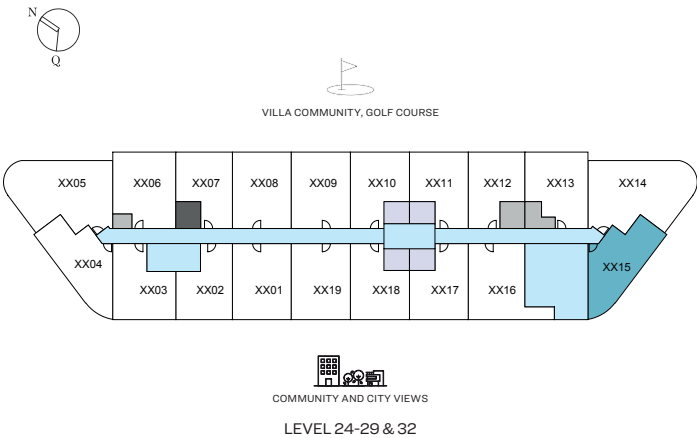
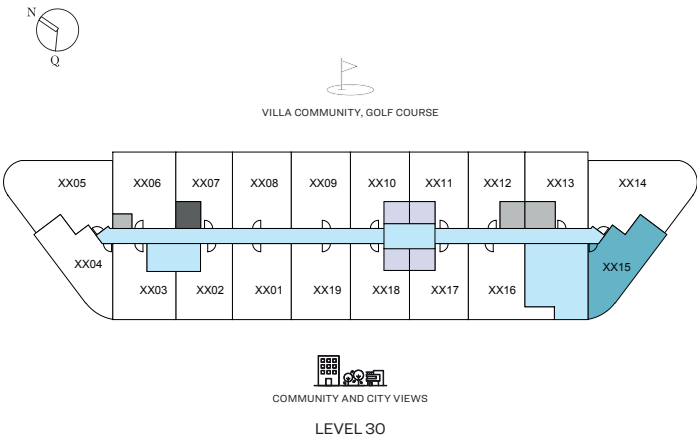
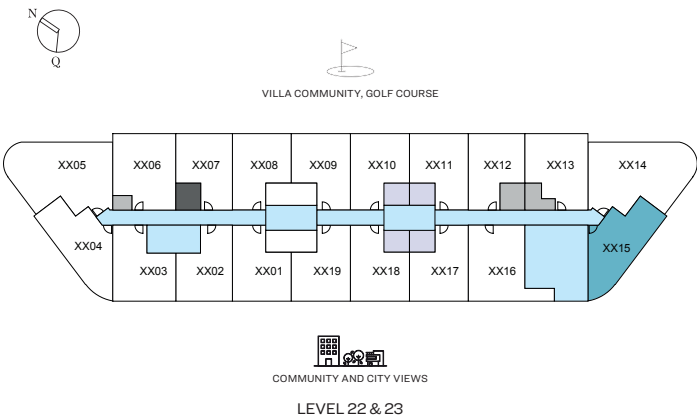
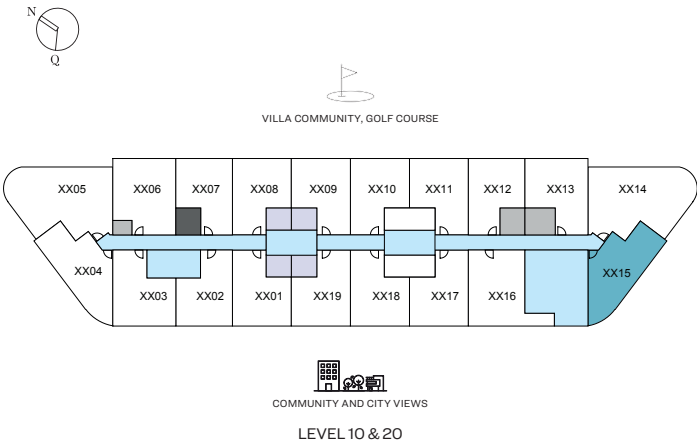
B1115, B1215, B1315, B1415, B1515, B1615, B1715, B1815, B1915, B2015, B2115, B2215, B2315, B2415, B2515, B2615, B2715, B2815, B2915, B3015, B3115, B3215

Disclaimer: 1. All dimensions are in metric, measured to wall finishes. 2. All materials, dimensions & drawings are approximate. 3. Information is subject to change without notice, at developer's absolute discretion. 4. Actual area may vary from the stated area. 5. Drawing are not to scale. 6. All images used are for illustrative purpose only and do not represent the actual size, features, specifications, fittings and furnishings. 7. The developer reserves the right to make revisions/ alterations, at its absolute discretion, without any liability whatsoever.

1.5 BEDROOM APARTMENT
TYPE A (with study room + balcony)

TOTAL SALEABLE AREA
SUITE RANGE = 605.04 SQ.FT. - 612.68 SQ.FT.
BALCONY RANGE = 62.97 SQ.FT. - 64.48 SQ.FT.
TOTAL RANGE = 668.01 SQ.FT. - 677.16 SQ.FT.

UNIT



List of unit numbers with this unit plan:

VIEWS

Street View
B115, B215, B315, B415

Street View, Community
B515, B615

Community
B715, B815, B915, B1015

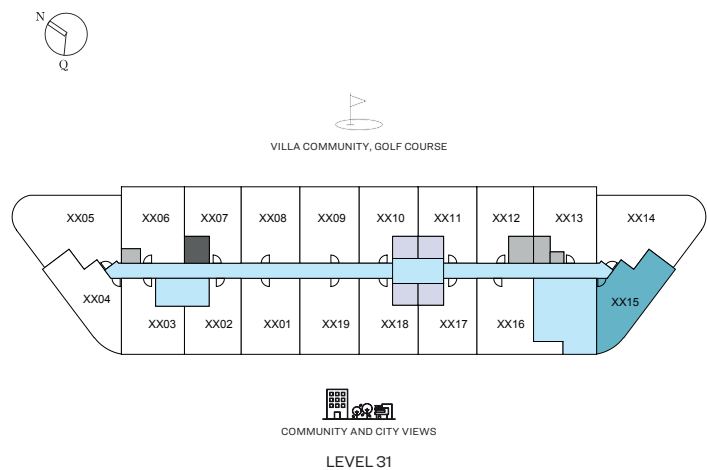
Community, City View
B1115, B1215, B1315, B1415, B1515, B1615, B1715, B1815, B1915, B2015, B2115, B2215, B2315, B2415, B2515, B2615, B2715, B2815, B2915, B3015, B3115, B3215

Disclaimer: 1. All dimensions are in metric, measured to wall finishes. 2. All materials, dimensions & drawings are approximate. 3. Information is subject to change without notice, at developer's absolute discretion. 4. Actual area may vary from the stated area. 5. Drawing are not to scale. 6. All images used are for illustrative purpose only and do not represent the actual size, features, specifications, fittings and furnishings. 7. The developer reserves the right to make revisions/ alterations, at its absolute discretion, without any liability whatsoever.

1.5 BEDROOM APARTMENT
TYPE A (with study room + balcony)

TOTAL SALEABLE AREA
SUITE RANGE = 605.04 SQ.FT. - 612.68 SQ.FT.
BALCONY RANGE = 62.97 SQ.FT. - 64.48 SQ.FT.
TOTAL RANGE = 668.01 SQ.FT. - 677.16 SQ.FT.

UNIT



List of unit numbers with this unit plan:

IEWS

Street View

B115, B215, B315, B415

Street View, Community

B515, B615

Community

B715, B815, B915, B1015

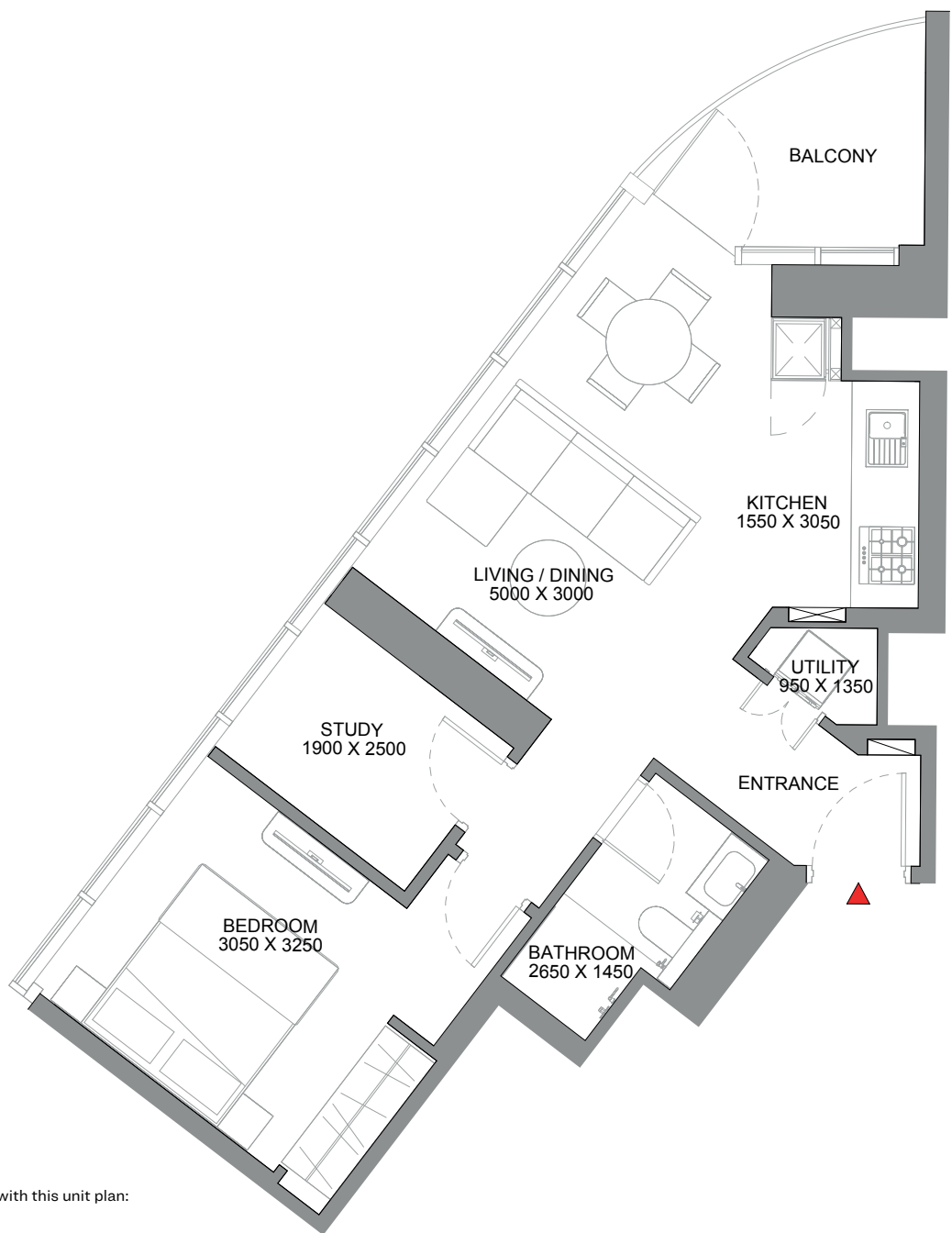
Community, City View

B1115, B1215, B1315, B1415, B1515, B1615, B1715, B1815, B1915, B2015, B2115, B2215, B2315, B2415, B2515, B2615, B2715, B2815, B2915, B3015, B3115, B3215

Disclaimer: 1. All dimensions are in metric, measured to wall finishes. 2. All materials, dimensions & drawings are approximate. 3. Information is subject to change without notice, at developer's absolute discretion. 4. Actual area may vary from the stated area. 5. Drawing are not to scale. 6. All images used are for illustrative purpose only and do not represent the actual size, features, specifications, fittings and furnishings. 7. The developer reserves the right to make revisions/ alterations, at its absolute discretion, without any liability whatsoever.

1.5 BEDROOM APARTMENT
TYPE A (with study room + balcony)

TOTAL SALEABLE AREA
SUITE RANGE = 605.04 SQ.FT. - 612.68 SQ.FT.
BALCONY RANGE = 62.97 SQ.FT. - 64.48 SQ.FT.
TOTAL RANGE = 668.01 SQ.FT. - 677.16 SQ.FT.



List of unit numbers with this unit plan:

VIEWS

Street View

B115, B215, B315, B415

Street View, Community

B515, B615

Community

B715, B815, B915, B1015

Community, City View

B1115, B1215, B1315, B1415, B1515, B1615, B1715, B1815, B1915, B2015, B2115, B2215, B2315, B2415, B2515, B2615, B2715, B2815, B2915, B3015, B3115, B3215

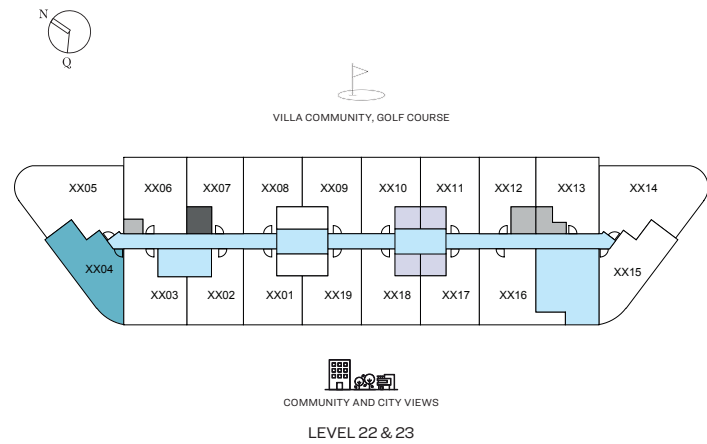
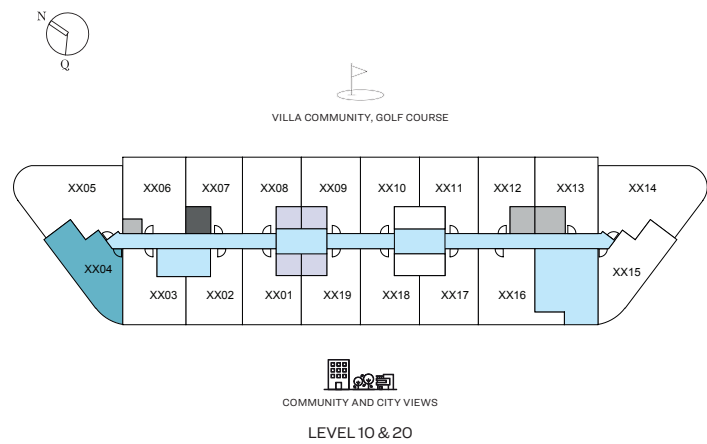
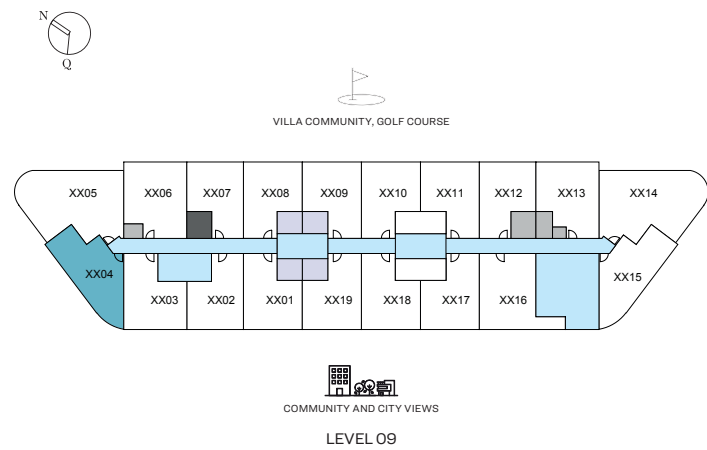
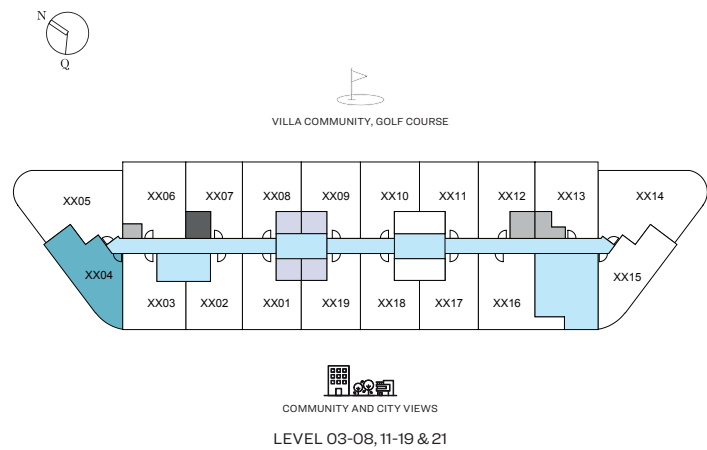


Disclaimer: 1. All dimensions are in metric, measured to wall finishes. 2. All materials, dimensions & drawings are approximate. 3. Information is subject to change without notice, at developer's absolute discretion. 4. Actual area may vary from the stated area. 5. Drawing are not to scale. 6. All images used are for illustrative purpose only and do not represent the actual size, features, specifications, fittings and furnishings. 7. The developer reserves the right to make revisions/ alterations, at its absolute discretion, without any liability whatsoever.

1.5 BEDROOM APARTMENT
TYPE B (with study room + balcony)

TOTAL SALEABLE AREA
SUITE = 603.64 SQ.FT.
BALCONY = 62.43 SQ.FT.
TOTAL = 666.07 SQ.FT.

UNIT



List of unit numbers with this unit plan:

VIEWS

Street View
B304

Amenities
B404, B504, B604, B704, B804, B904, B1004, B1104, B1204, B1304, B1404, B1504, B1604, B1704, B1804, B1904, B2004

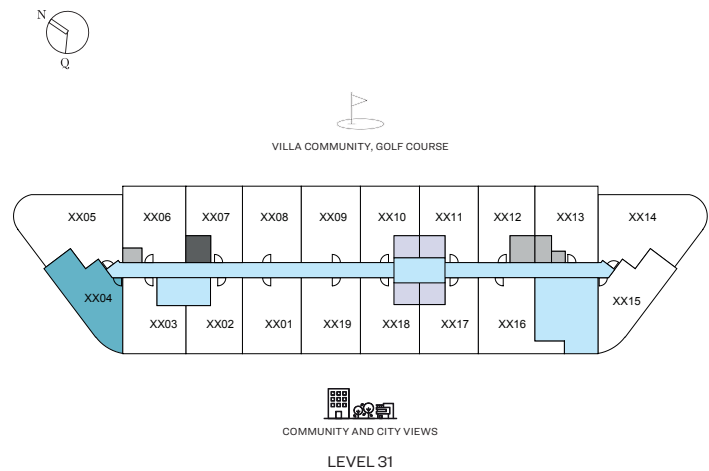
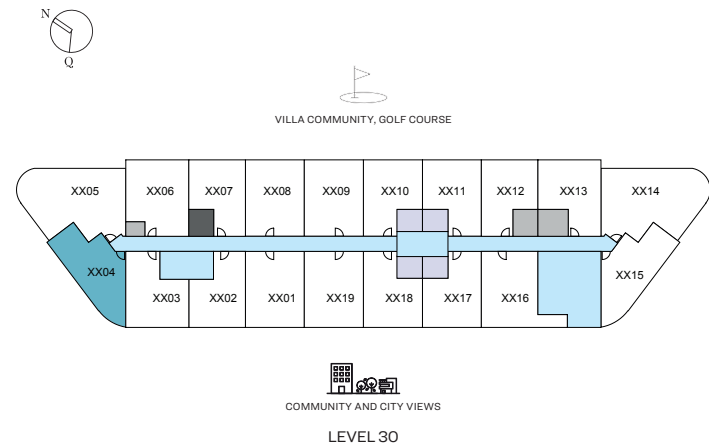
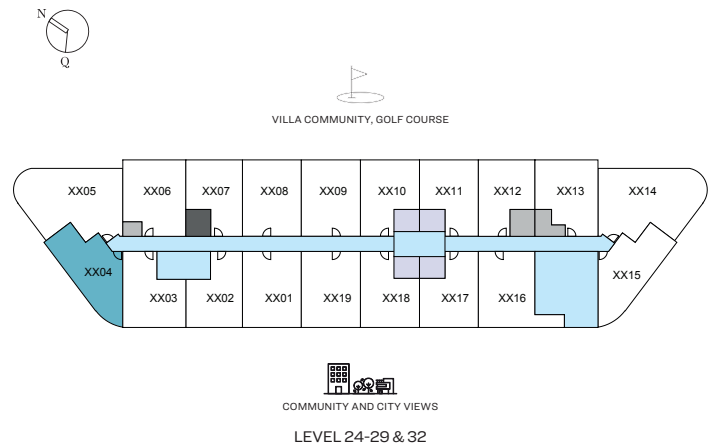
Community
B2104, B2204, B2304, B2404, B2504, B2604, B2704, B2804, B2904, B3004, B3104, B3204

Disclaimer: 1. All dimensions are in metric, measured to wall finishes. 2. All materials, dimensions & drawings are approximate. 3. Information is subject to change without notice, at developer's absolute discretion. 4. Actual area may vary from the stated area. 5. Drawing are not to scale. 6. All images used are for illustrative purpose only and do not represent the actual size, features, specifications, fittings and furnishings. 7. The developer reserves the right to make revisions/ alterations, at its absolute discretion, without any liability whatsoever.

1.5 BEDROOM APARTMENT
TYPE B (with study room + balcony)

TOTAL SALEABLE AREA
SUITE = 603.64 SQ.FT.
BALCONY = 62.43 SQ.FT.
TOTAL = 666.07 SQ.FT.

UNIT



List of unit numbers with this unit plan:

VIEWS

Street View
B304

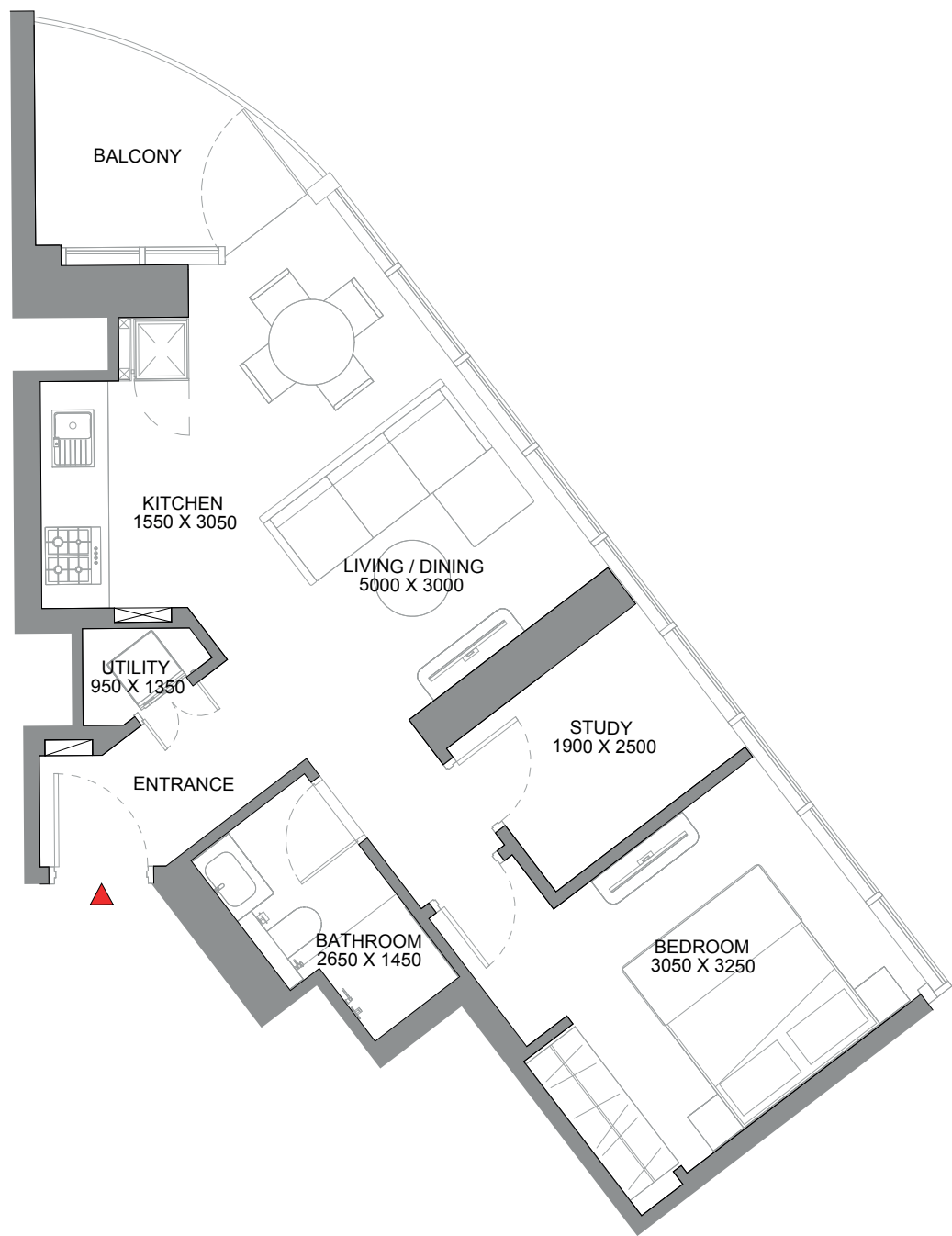
Amenities
B404, B504, B604, B704, B804, B904, B1004, B1104, B1204, B1304, B1404, B1504, B1604, B1704, B1804, B1904, B2004

Community
B2104, B2204, B2304, B2404, B2504, B2604, B2704, B2804, B2904, B3004, B3104, B3204

Disclaimer: 1. All dimensions are in metric, measured to wall finishes. 2. All materials, dimensions & drawings are approximate. 3. Information is subject to change without notice, at developer's absolute discretion. 4. Actual area may vary from the stated area. 5. Drawing are not to scale. 6. All images used are for illustrative purpose only and do not represent the actual size, features, specifications, fittings and furnishings. 7. The developer reserves the right to make revisions/ alterations, at its absolute discretion, without any liability whatsoever.

1.5 BEDROOM APARTMENT
TYPE B (with study room + balcony)

TOTAL SALEABLE AREA
SUITE = 603.64 SQ.FT.
BALCONY = 62.43 SQ.FT.
TOTAL = 666.07 SQ.FT.



List of unit numbers with this unit plan:

VIEWS

Street View
B304

Amenities
B404, B504, B604, B704, B804, B904, B1004, B1104, B1204, B1304, B1404, B1504, B1604, B1704, B1804, B1904, B2004

Community
B2104, B2204, B2304, B2404, B2504, B2604, B2704, B2804, B2904, B3004, B3104, B3204

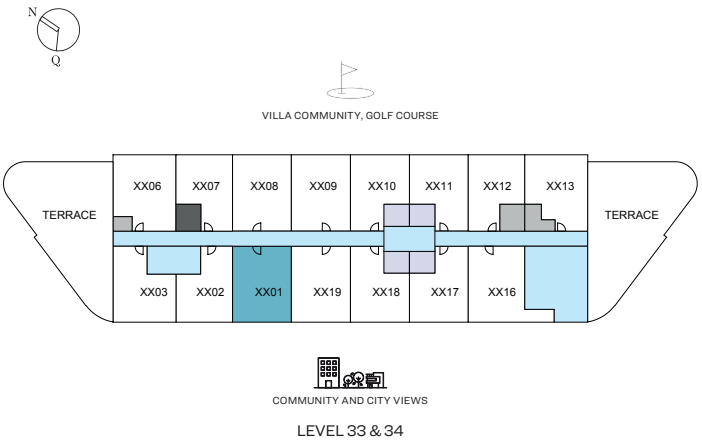
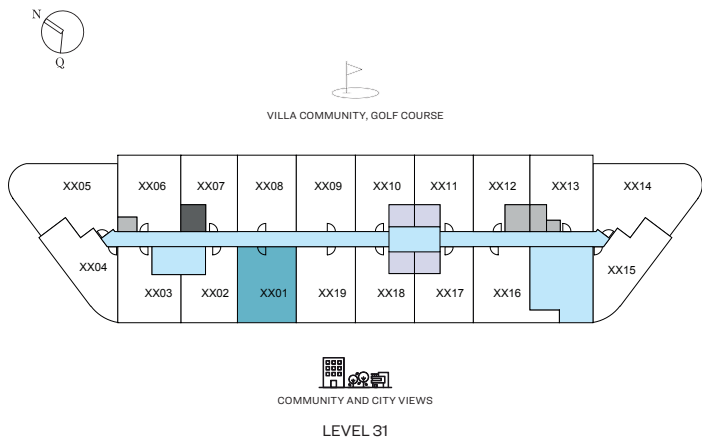
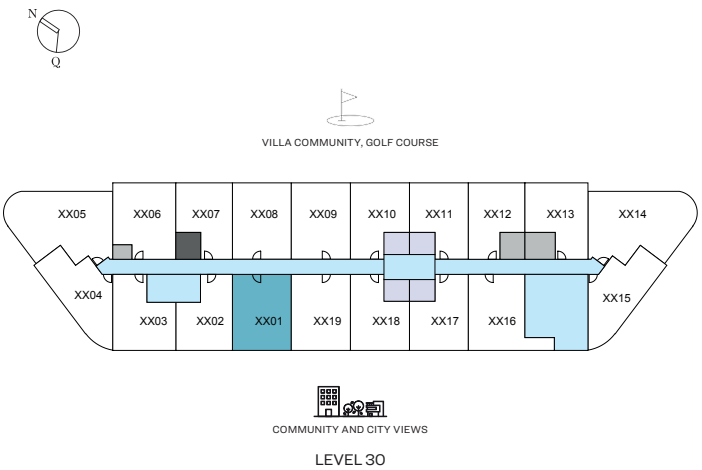
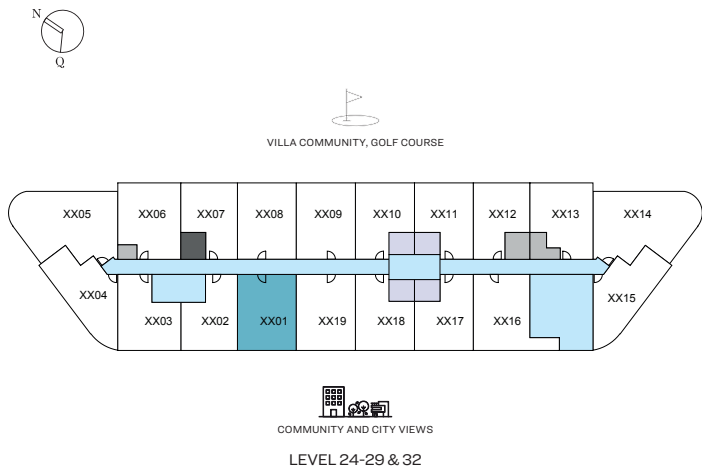


Disclaimer: 1. All dimensions are in metric, measured to wall finishes. 2. All materials, dimensions & drawings are approximate. 3. Information is subject to change without notice, at developer's absolute discretion. 4. Actual area may vary from the stated area. 5. Drawing are not to scale. 6. All images used are for illustrative purpose only and do not represent the actual size, features, specifications, fittings and furnishings. 7. The developer reserves the right to make revisions/ alterations, at its absolute discretion, without any liability whatsoever.

1.5 BEDROOM APARTMENT
TYPE E (with study/store room and powder room + balcony)

TOTAL SALEABLE AREA
SUITE = 617.42 SQ.FT.
BALCONY = 55.54 SQ.FT.
TOTAL = 672.96 SQ.FT.

UNIT



List of unit numbers with this unit plan:

VIEWS

Community
B2401, B2501, B2601, B2701, B2801, B2901, B3001, B3101, B3201, B3301, B3401

Disclaimer: 1. All dimensions are in metric, measured to wall finishes. 2. All materials, dimensions & drawings are approximate. 3. Information is subject to change without notice, at developer's absolute discretion. 4. Actual area may vary from the stated area. 5. Drawing are not to scale. 6. All images used are for illustrative purpose only and do not represent the actual size, features, specifications, fittings and furnishings. 7. The developer reserves the right to make revisions/ alterations, at its absolute discretion, without any liability whatsoever.

1.5 BEDROOM APARTMENT

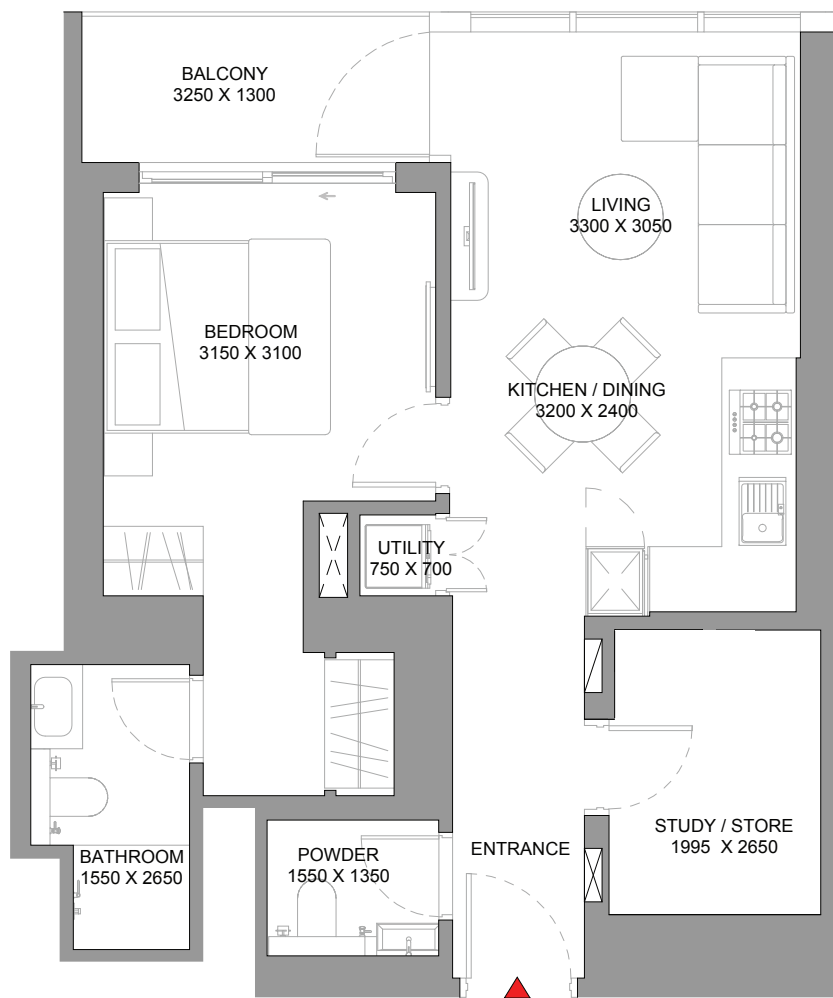
TYPE E (with study/store room and powder room + balcony)

TOTAL SALEABLE AREA

SUITE = 617.42 SQ.FT.

BALCONY = 55.54 SQ.FT.

TOTAL = 672.96 SQ.FT.



List of unit numbers with this unit plan:

VIEWS

Community

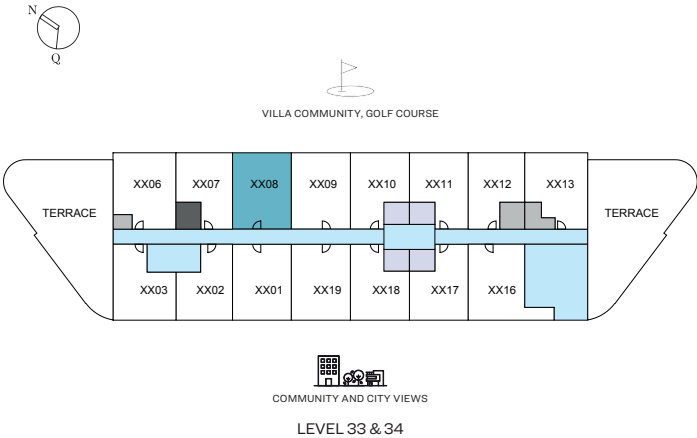
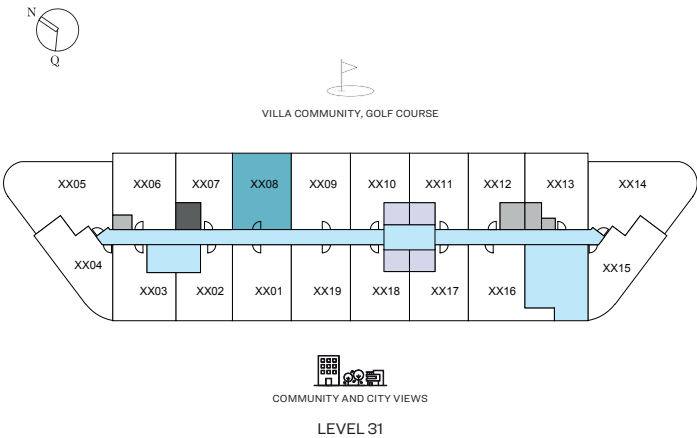
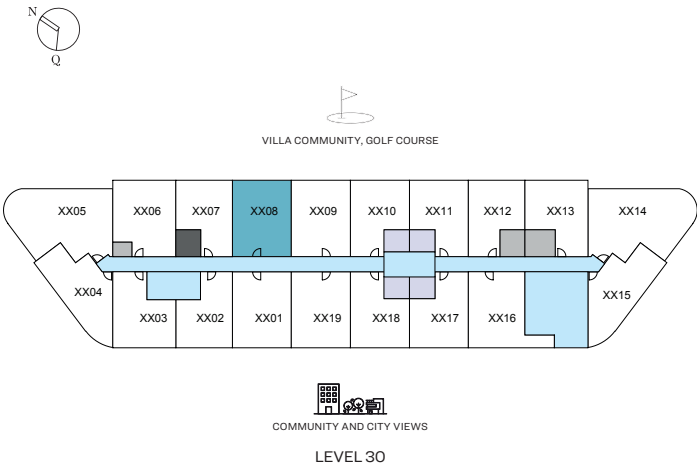
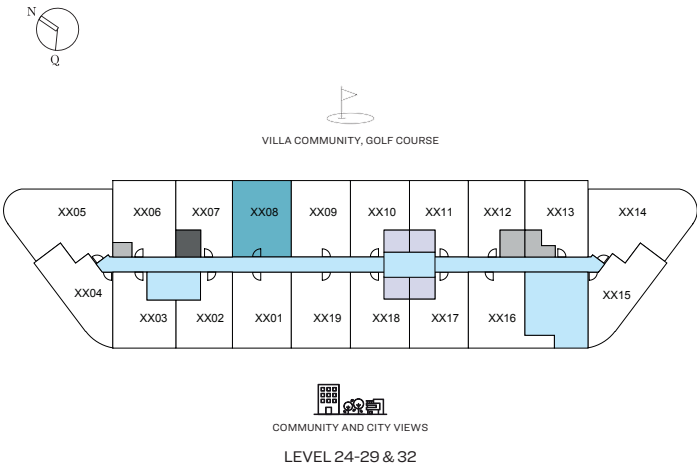
B2401, B2501, B2601, B2701, B2801, B2901, B3001, B3101, B3201, B3301, B3401

Disclaimer: 1. All dimensions are in metric, measured to wall finishes. 2. All materials, dimensions & drawings are approximate. 3. Information is subject to change without notice, at developer's absolute discretion. 4. Actual area may vary from the stated area. 5. Drawing are not to scale. 6. All images used are for illustrative purpose only and do not represent the actual size, features, specifications, fittings and furnishings. 7. The developer reserves the right to make revisions/ alterations, at its absolute discretion, without any liability whatsoever.

1.5 BEDROOM APARTMENT
TYPE F (with study/store room and powder room + balcony)

TOTAL SALEABLE AREA
SUITE = 617.53 SQ.FT.
BALCONY = 55.54 SQ.FT.
TOTAL = 673.07 SQ.FT.

UNIT



List of unit numbers with this unit plan:

VIEWS

Villa Community, Golf Course
B2408, B2508, B2608, B2708, B2808, B2908, B3008, B3108, B3208, B3308, B3408

Disclaimer: 1. All dimensions are in metric, measured to wall finishes. 2. All materials, dimensions & drawings are approximate. 3. Information is subject to change without notice, at developer's absolute discretion. 4. Actual area may vary from the stated area. 5. Drawing are not to scale. 6. All images used are for illustrative purpose only and do not represent the actual size, features, specifications, fittings and furnishings. 7. The developer reserves the right to make revisions/ alterations, at its absolute discretion, without any liability whatsoever.

1.5 BEDROOM APARTMENT

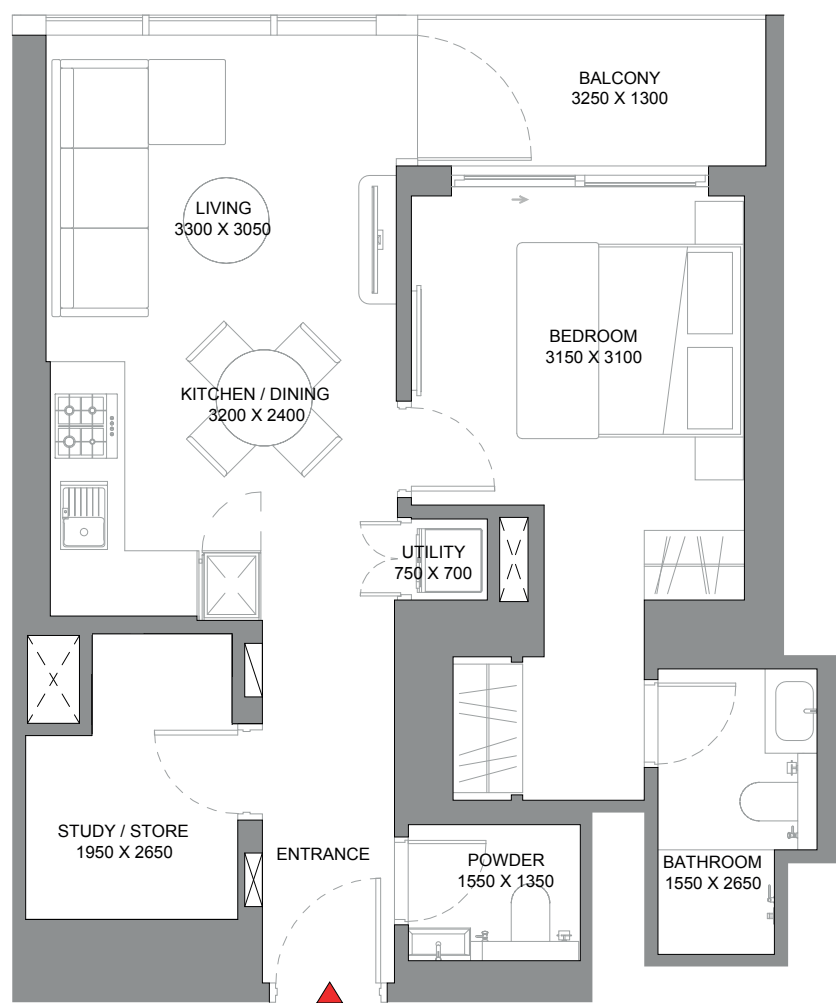
TYPE F (with study/store room and powder room + balcony)

TOTAL SALEABLE AREA

SUITE = 617.53 SQ.FT.

BALCONY = 55.54 SQ.FT.

TOTAL = 673.07 SQ.FT.



List of unit numbers with this unit plan:

VIEWS

Villa Community, Golf Course


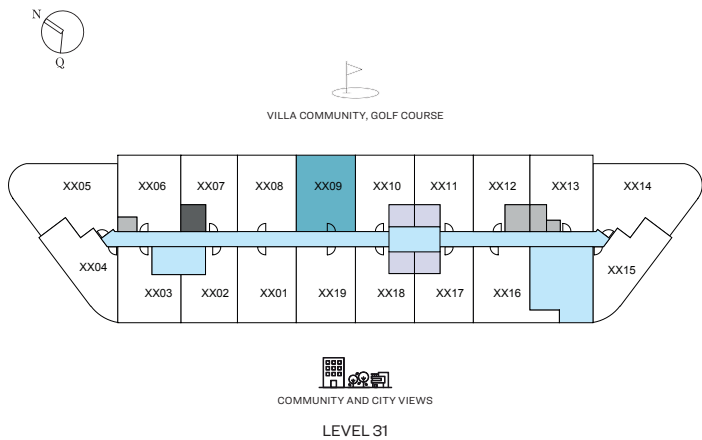
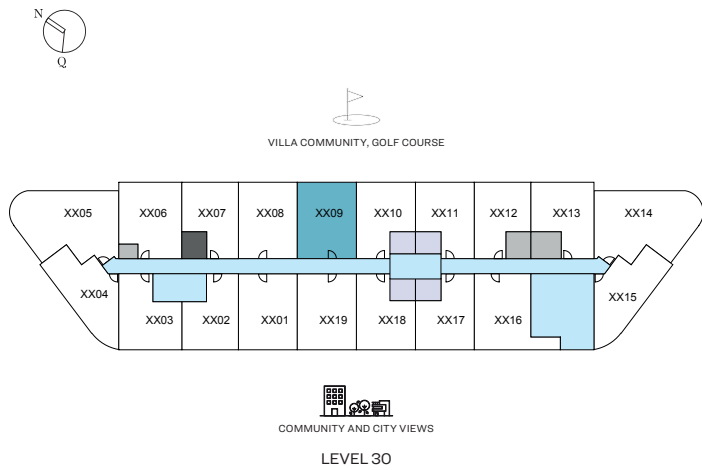
B2408, B2508, B2608, B2708, B2808, B2908, B3008, B3108, B3208, B3308, B3408

Disclaimer: 1. All dimensions are in metric, measured to wall finishes. 2. All materials, dimensions & drawings are approximate. 3. Information is subject to change without notice, at developer's absolute discretion. 4. Actual area may vary from the stated area. 5. Drawing are not to scale. 6. All images used are for illustrative purpose only and do not represent the actual size, features, specifications, fittings and furnishings. 7. The developer reserves the right to make revisions/ alterations, at its absolute discretion, without any liability whatsoever.

1.5 BEDROOM APARTMENT
TYPE G (with study/store room + balcony)

TOTAL SALEABLE AREA
SUITE = 583.51 SQ.FT.
BALCONY = 55.54 SQ.FT.
TOTAL = 639.05 SQ.FT.

UNIT



List of unit numbers with this unit plan:

VIEWS

Villa Community, Golf Course
B2409, B2509, B2609, B2709, B2809, B2909, B3009, B3109, B3209, B3309, B3409

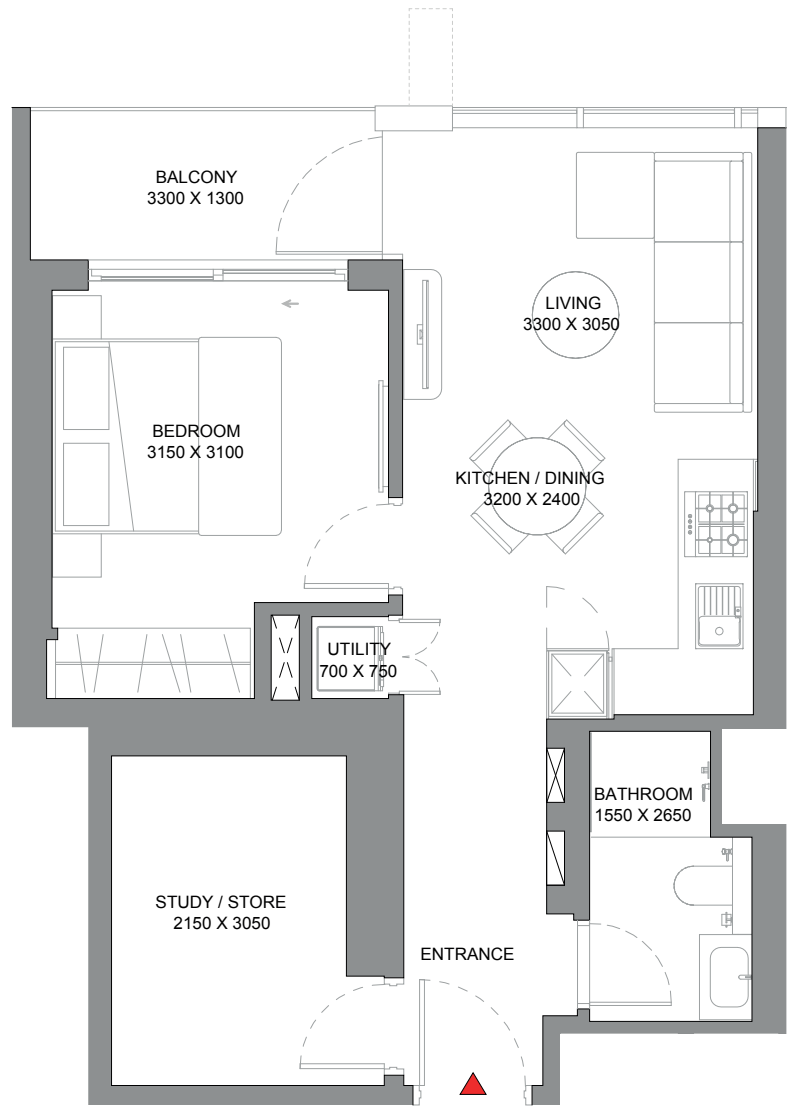
Disclaimer: 1. All dimensions are in metric, measured to wall finishes. 2. All materials, dimensions & drawings are approximate. 3. Information is subject to change without notice, at developer's absolute discretion. 4. Actual area may vary from the stated area. 5. Drawing are not to scale. 6. All images used are for illustrative purpose only and do not represent the actual size, features, specifications, fittings and furnishings. 7. The developer reserves the right to make revisions/ alterations, at its absolute discretion, without any liability whatsoever.

1.5 BEDROOM APARTMENT

TYPE G (with study/store room + balcony)

TOTAL SALEABLE AREA

SUITE = 583.51 SQ.FT.
BALCONY = 55.54 SQ.FT.
TOTAL = 639.05 SQ.FT.



List of unit numbers with this unit plan:

VIEWS

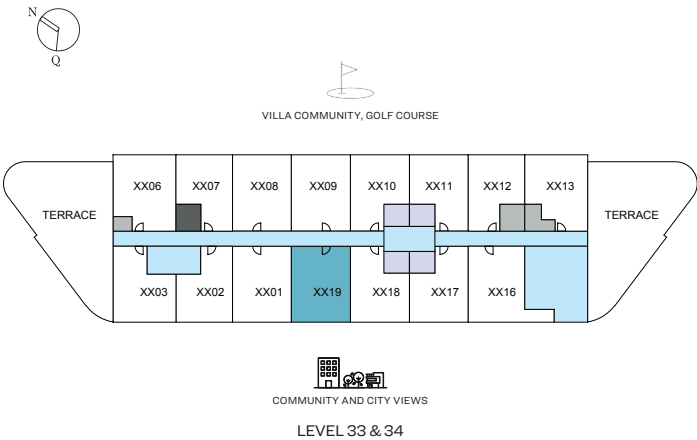
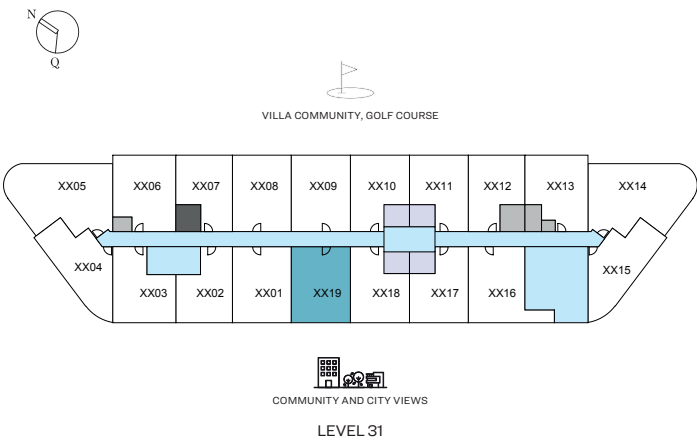
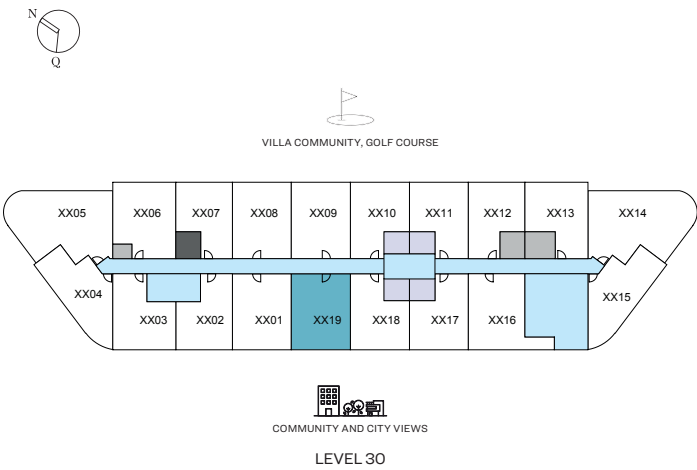
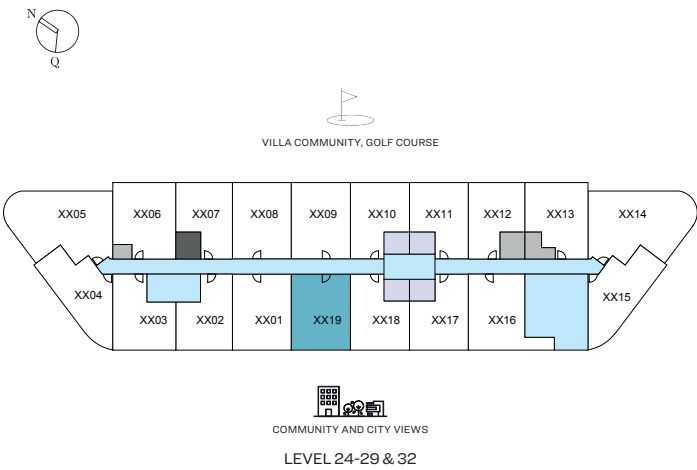
Villa Community, Golf Course
B2409, B2509, B2609, B2709, B2809, B2909, B3009, B3109, B3209, B3309, B3409

Disclaimer: 1. All dimensions are in metric, measured to wall finishes. 2. All materials, dimensions & drawings are approximate. 3. Information is subject to change without notice, at developer's absolute discretion. 4. Actual area may vary from the stated area. 5. Drawing are not to scale. 6. All images used are for illustrative purpose only and do not represent the actual size, features, specifications, fittings and furnishings. 7. The developer reserves the right to make revisions/ alterations, at its absolute discretion, without any liability whatsoever.

1.5 BEDROOM APARTMENT
TYPE H (with study/store room + balcony)

TOTAL SALEABLE AREA
SUITE = 583.51 SQ.FT.
BALCONY = 55.54 SQ.FT.
TOTAL = 639.05 SQ.FT.

UNIT



List of unit numbers with this unit plan:

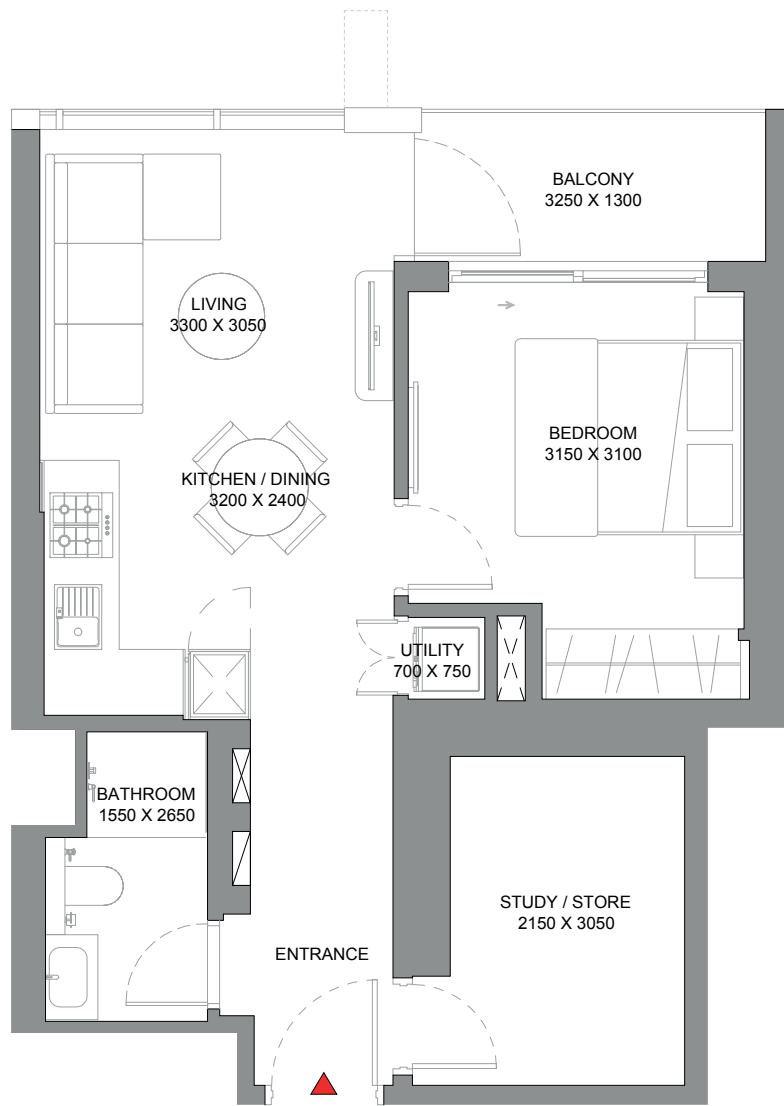
VIEWS

Community, City View
B2419, B2519, B2619, B2719, B2819, B2919, B3019, B3119, B3219, B3319, B3419

Disclaimer: 1. All dimensions are in metric, measured to wall finishes. 2. All materials, dimensions & drawings are approximate. 3. Information is subject to change without notice, at developer's absolute discretion. 4. Actual area may vary from the stated area. 5. Drawing are not to scale. 6. All images used are for illustrative purpose only and do not represent the actual size, features, specifications, fittings and furnishings. 7. The developer reserves the right to make revisions/ alterations, at its absolute discretion, without any liability whatsoever.

1.5 BEDROOM APARTMENT
TYPE H (with study/store room + balcony)

TOTAL SALEABLE AREA
SUITE = 583.51 SQ.FT.
BALCONY = 55.54 SQ.FT.
TOTAL = 639.05 SQ.FT.



List of unit numbers with this unit plan:

VIEWS

Community, City View
B2419, B2519, B2619, B2719, B2819, B2919, B3019, B3119, B3219, B3319, B3419

Disclaimer: 1. All dimensions are in metric, measured to wall finishes. 2. All materials, dimensions & drawings are approximate. 3. Information is subject to change without notice, at developer's absolute discretion. 4. Actual area may vary from the stated area. 5. Drawing are not to scale. 6. All images used are for illustrative purpose only and do not represent the actual size, features, specifications, fittings and furnishings. 7. The developer reserves the right to make revisions/ alterations, at its absolute discretion, without any liability whatsoever.

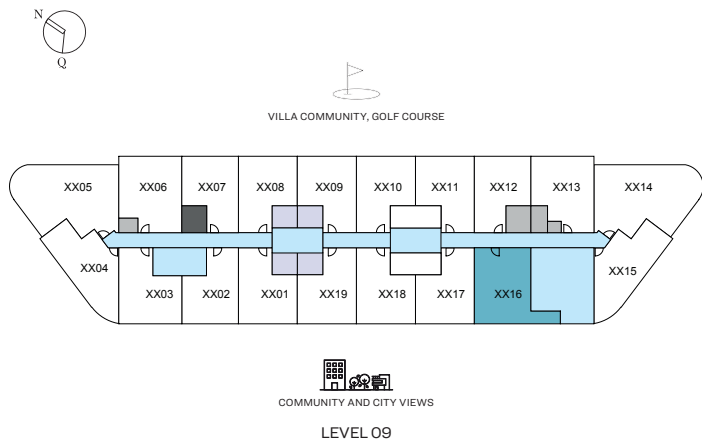
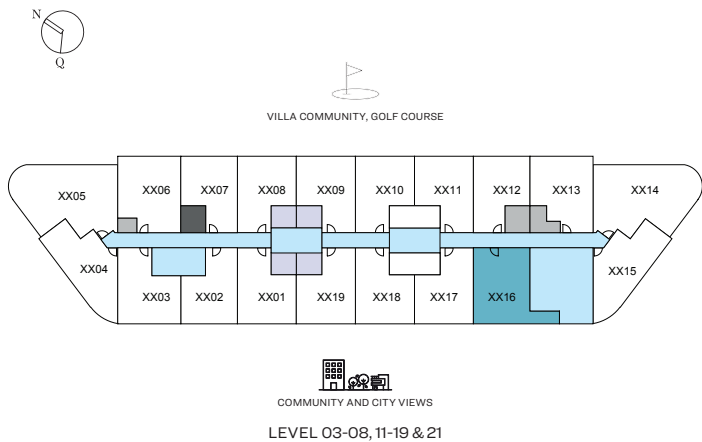
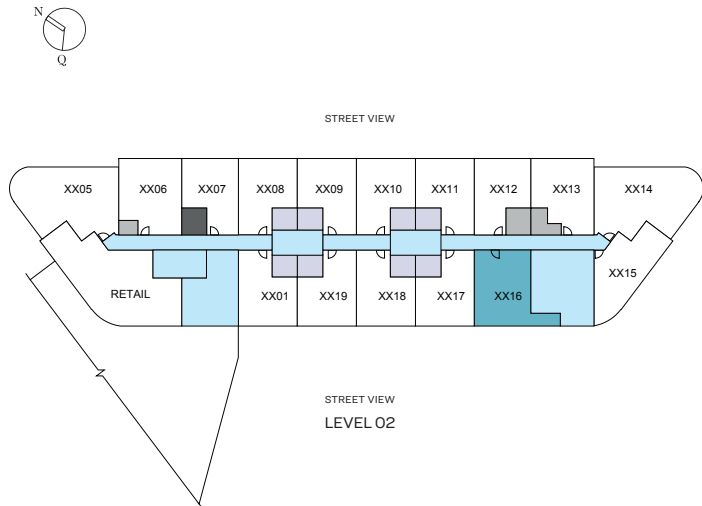
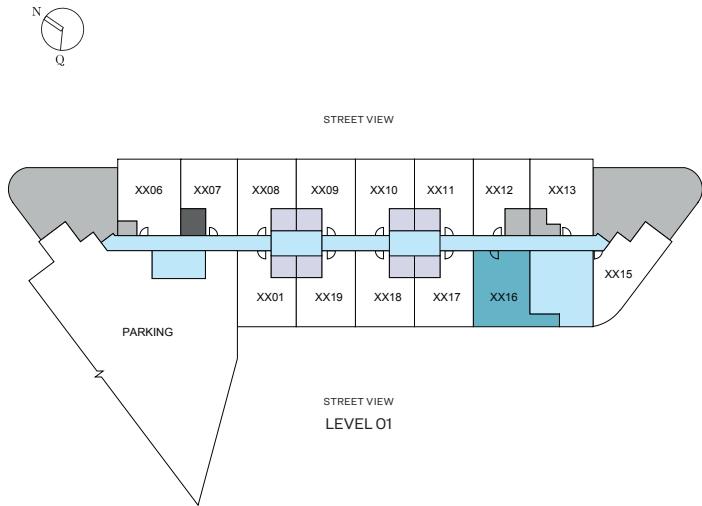
1.5 BEDROOM APARTMENT

TYPE J (with study/store room and powder room + balcony)

TOTAL SALEABLE AREA

SUITE RANGE = 600.09 SQ.FT. - 602.03 SQ.FT.
BALCONY RANGE = 100.21 SQ.FT. - 101.40 SQ.FT.
TOTAL RANGE = 701.49 SQ.FT. - 702.24 SQ.FT.

UNIT



List of unit numbers with this unit plan:

VIEWS

Street View

B116, B216, B316, B416

Street View, Community

B516, B616

Community

B716, B816, B916, B1016

Community, City View

B1116, B1216, B1316, B1416, B1516, B1616, B1716, B1816, B1916, B2016, B2116, B2216, B2316, B2416, B2516, B2616, B2716, B2816, B2916, B3016, B3116, B3216, B3316, B3416

Disclaimer: 1. All dimensions are in metric, measured to wall finishes. 2. All materials, dimensions & drawings are approximate. 3. Information is subject to change without notice, at developer's absolute discretion. 4. Actual area may vary from the stated area. 5. Drawing are not to scale. 6. All images used are for illustrative purpose only and do not represent the actual size, features, specifications, fittings and furnishings. 7. The developer reserves the right to make revisions/ alterations, at its absolute discretion, without any liability whatsoever.

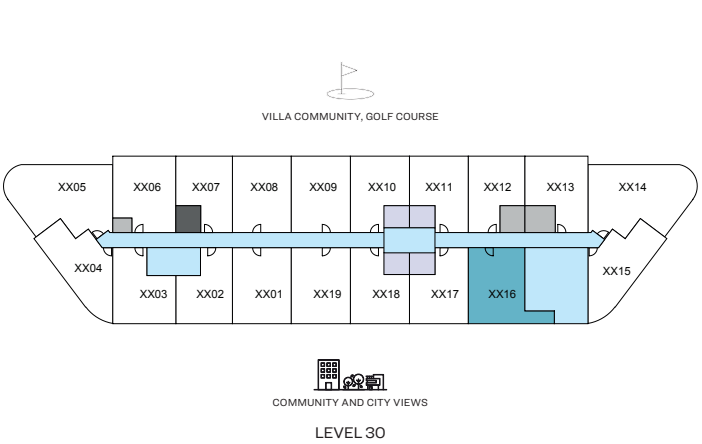
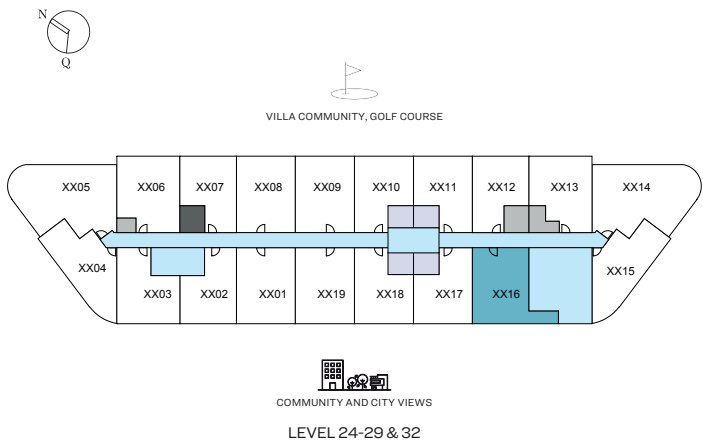
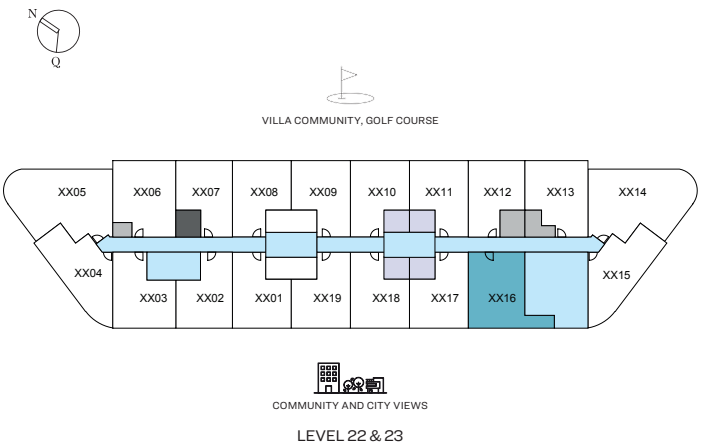
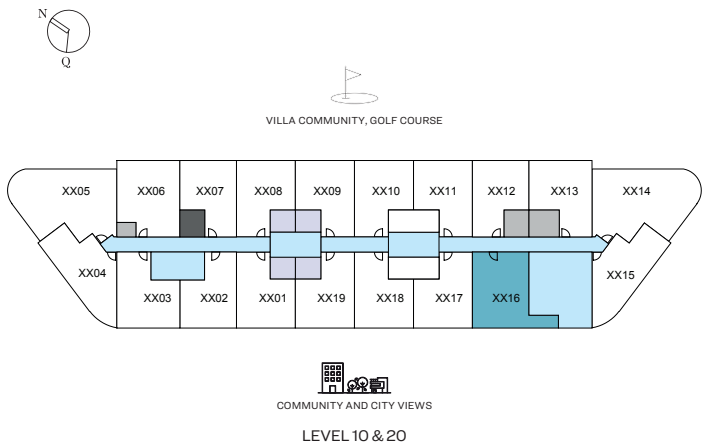
1.5 BEDROOM APARTMENT

TYPE J (with study/store room and powder room + balcony)

TOTAL SALEABLE AREA

SUITE RANGE = 600.09 SQ.FT. - 602.03 SQ.FT.
BALCONY RANGE = 100.21 SQ.FT. - 101.40 SQ.FT.
TOTAL RANGE = 701.49 SQ.FT. - 702.24 SQ.FT.

UNIT



List of unit numbers with this unit plan:

VIEWS

Street View

B116, B216, B316, B416

Street View, Community

B516, B616

Community

B716, B816, B916, B1016

Community, City View

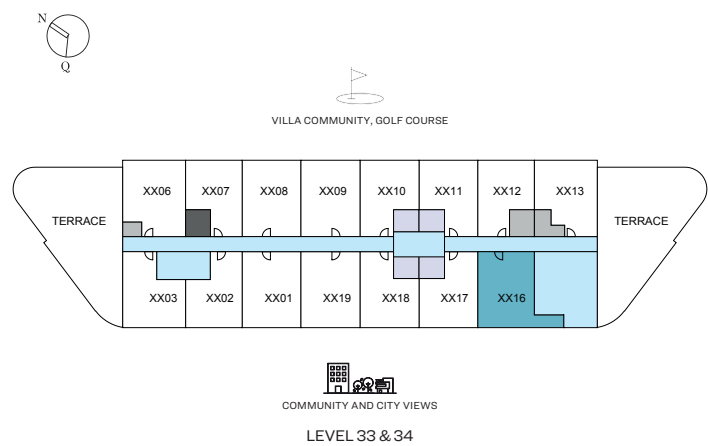
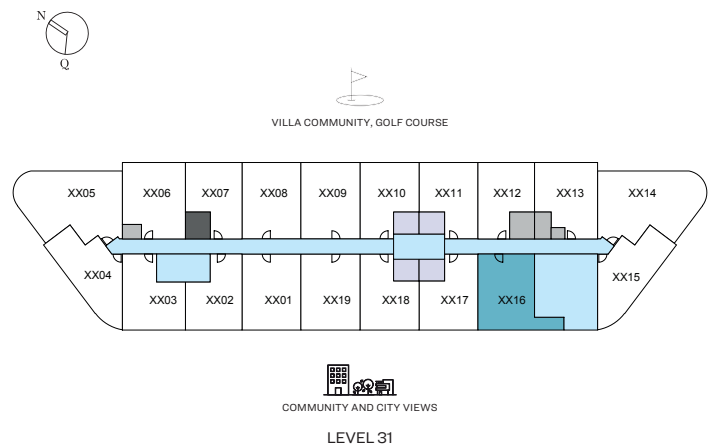
B1116, B1216, B1316, B1416, B1516, B1616, B1716, B1816, B1916, B2016, B2116, B2216, B2316, B2416, B2516, B2616, B2716, B2816, B2916, B3016, B3116, B3216, B3316, B3416

Disclaimer: 1. All dimensions are in metric, measured to wall finishes. 2. All materials, dimensions & drawings are approximate. 3. Information is subject to change without notice, at developer's absolute discretion. 4. Actual area may vary from the stated area. 5. Drawing are not to scale. 6. All images used are for illustrative purpose only and do not represent the actual size, features, specifications, fittings and furnishings. 7. The developer reserves the right to make revisions/ alterations, at its absolute discretion, without any liability whatsoever.

1.5 BEDROOM APARTMENT
TYPE J (with study/store room and powder room + balcony)

TOTAL SALEABLE AREA
SUITE RANGE = 600.09 SQ.FT. - 602.03 SQ.FT.
BALCONY RANGE = 100.21 SQ.FT. - 101.40 SQ.FT.
TOTAL RANGE = 701.49 SQ.FT. - 702.24 SQ.FT.

UNIT



List of unit numbers with this unit plan:

VIEWS

Street View

B116, B216, B316, B416

Street View, Community

B516, B616

Community

B716, B816, B916, B1016

Community, City View

B1116, B1216, B1316, B1416, B1516, B1616, B1716, B1816, B1916, B2016, B2116, B2216, B2316, B2416, B2516, B2616, B2716, B2816, B2916, B3016, B3116, B3216, B3316, B3416

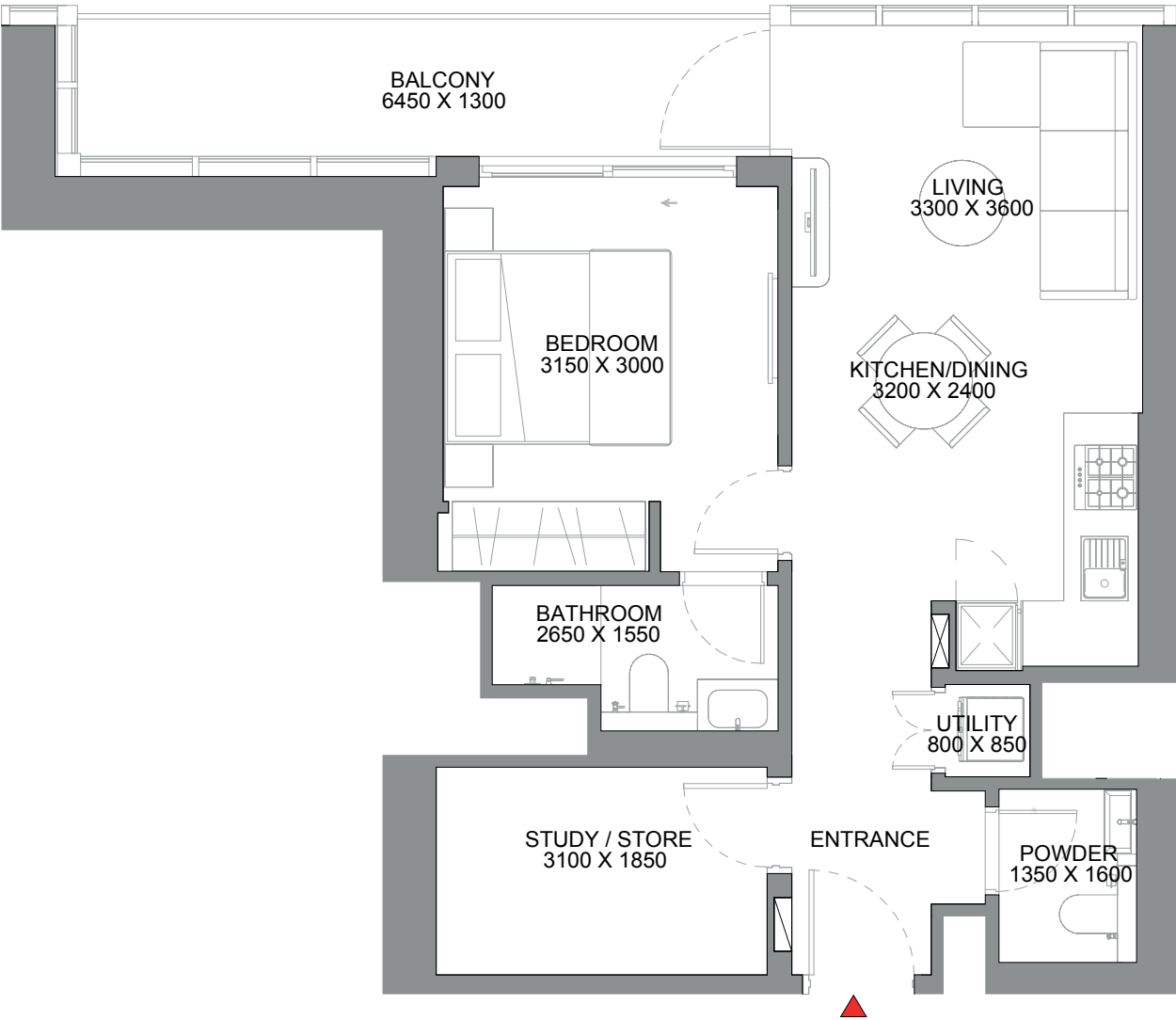
Disclaimer: 1. All dimensions are in metric, measured to wall finishes. 2. All materials, dimensions & drawings are approximate. 3. Information is subject to change without notice, at developer's absolute discretion. 4. Actual area may vary from the stated area. 5. Drawing are not to scale. 6. All images used are for illustrative purpose only and do not represent the actual size, features, specifications, fittings and furnishings. 7. The developer reserves the right to make revisions/ alterations, at its absolute discretion, without any liability whatsoever.

1.5 BEDROOM APARTMENT

TYPE J (with study/store room and powder room + balcony)

TOTAL SALEABLE AREA

SUITE RANGE = 600.09 SQ.FT. - 602.03 SQ.FT.
BALCONY RANGE = 100.21 SQ.FT. - 101.40 SQ.FT.
TOTAL RANGE = 701.49 SQ.FT. - 702.24 SQ.FT.



List of unit numbers with this unit plan:

VIEWS

Street View

B116, B216, B316, B416

Street View, Community

B516, B616

Community

B716, B816, B916, B1016

Community, City View

B1116, B1216, B1316, B1416, B1516, B1616, B1716, B1816, B1916, B2016, B2116, B2216, B2316, B2416, B2516, B2616, B2716, B2816, B2916, B3016, B3116, B3216, B3316, B3416

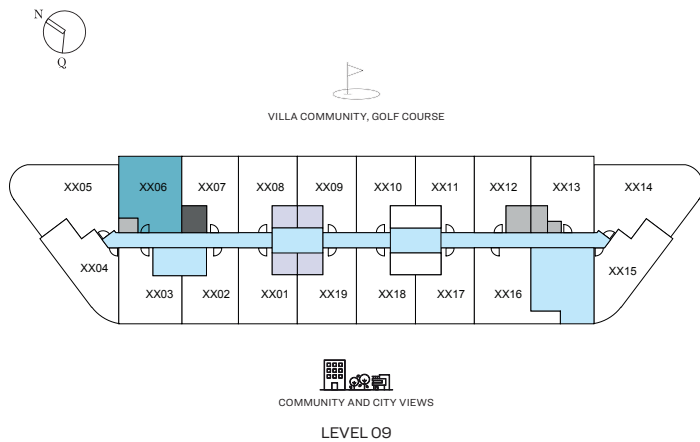
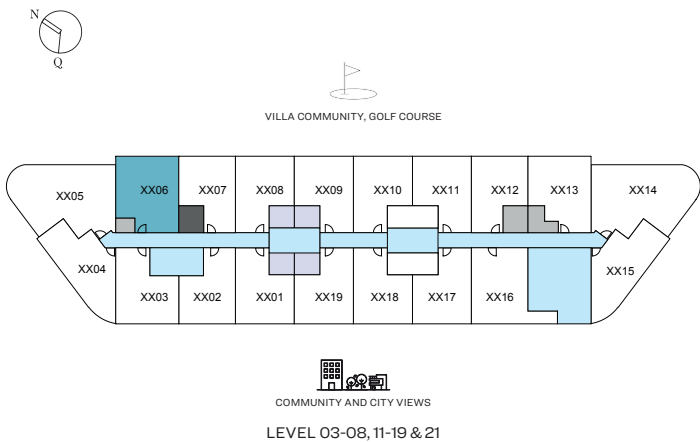
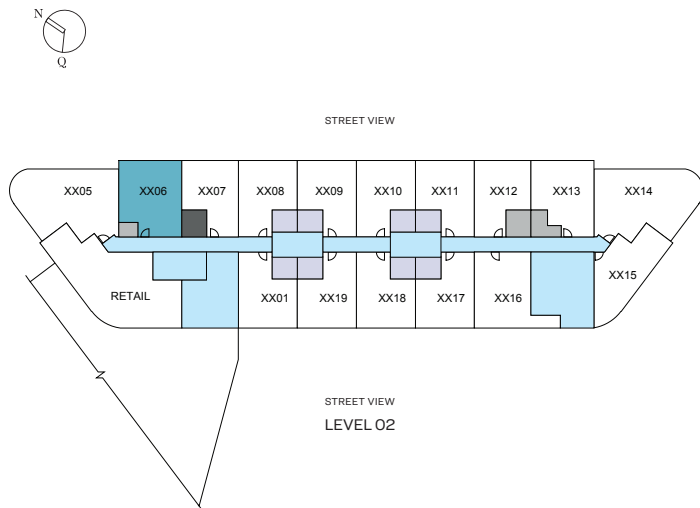
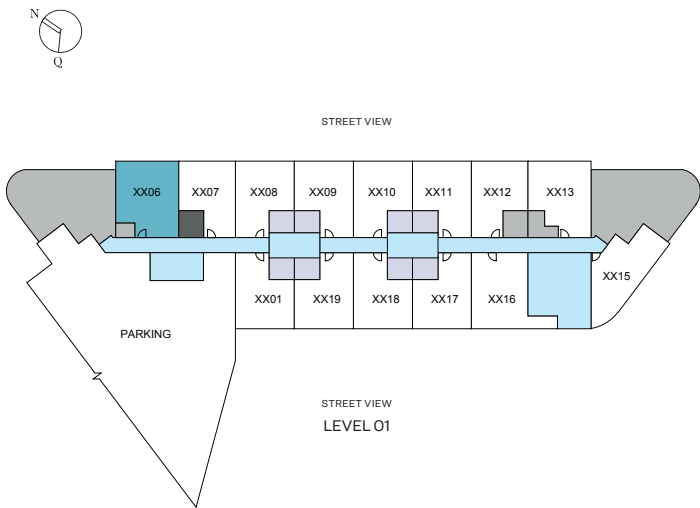


Disclaimer: 1. All dimensions are in metric, measured to wall finishes. 2. All materials, dimensions & drawings are approximate. 3. Information is subject to change without notice, at developer's absolute discretion. 4. Actual area may vary from the stated area. 5. Drawing are not to scale. 6. All images used are for illustrative purpose only and do not represent the actual size, features, specifications, fittings and furnishings. 7. The developer reserves the right to make revisions/ alterations, at its absolute discretion, without any liability whatsoever.

1.5 BEDROOM APARTMENT
TYPE O (with study/store room and powder room + balcony)

TOTAL SALEABLE AREA
SUITE RANGE = 559.83 SQ.FT. - 563.38 SQ.FT.
BALCONY RANGE = 54.36 SQ.FT. - 55.54 SQ.FT.
TOTAL RANGE = 614.19 SQ.FT. - 618.92 SQ.FT.

UNIT



List of unit numbers with this unit plan:

VIEWS

Street View
B106, B206, B306

Street View, Villa Community
B406

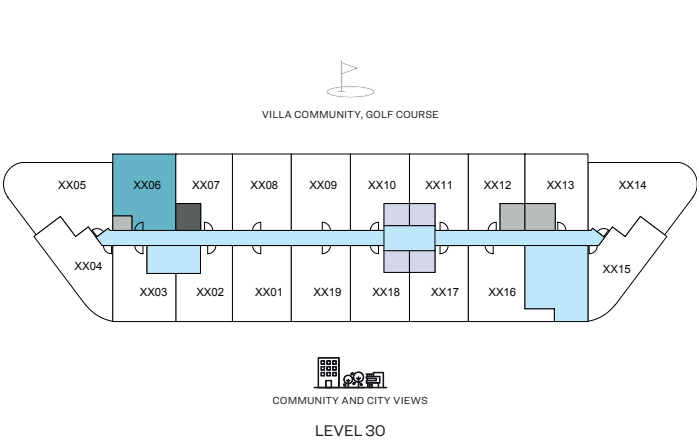
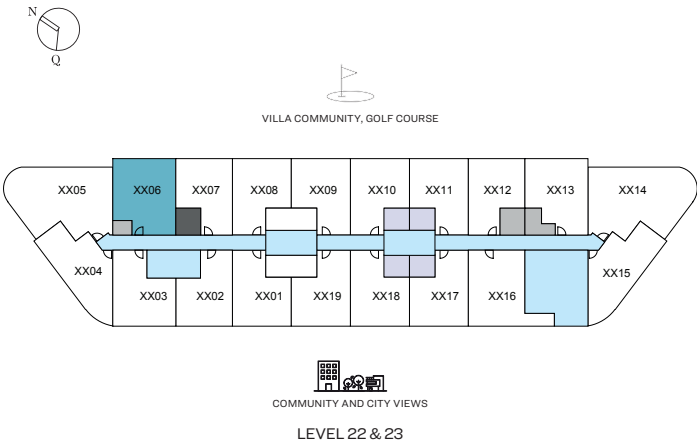
Villa Community, Golf Course
B506, B606, B706, B806, B906, B1006, B1106, B1206, B1306, B1406, B1506, B1606, B1706, B1806, B1906, B2006, B2106, B2206, B2306, B2406, B2506, B2606, B2706, B2806, B2906, B3006, B3106, B3206, B3306, B3406

Disclaimer: 1. All dimensions are in metric, measured to wall finishes. 2. All materials, dimensions & drawings are approximate. 3. Information is subject to change without notice, at developer's absolute discretion. 4. Actual area may vary from the stated area. 5. Drawing are not to scale. 6. All images used are for illustrative purpose only and do not represent the actual size, features, specifications, fittings and furnishings. 7. The developer reserves the right to make revisions/ alterations, at its absolute discretion, without any liability whatsoever.

1.5 BEDROOM APARTMENT
TYPE O (with study/store room and powder room + balcony)

TOTAL SALEABLE AREA
SUITE RANGE = 559.83 SQ.FT. - 563.38 SQ.FT.
BALCONY RANGE = 54.36 SQ.FT. - 55.54 SQ.FT.
TOTAL RANGE = 614.19 SQ.FT. - 618.92 SQ.FT.

UNIT



List of unit numbers with this unit plan:

VIEWS

Street View
B106, B206, B306

Street View, Villa Community
B406

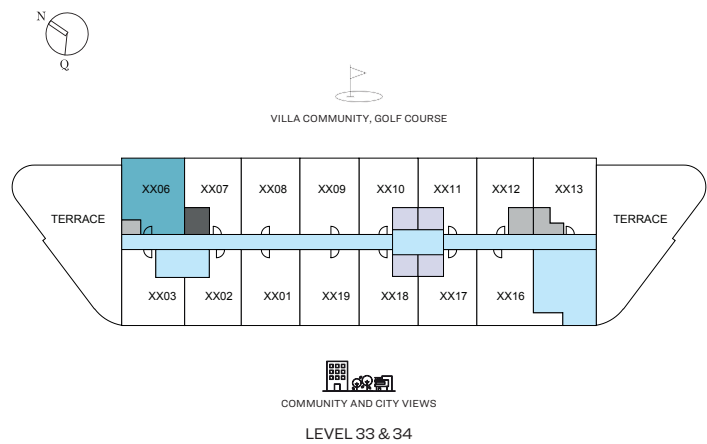
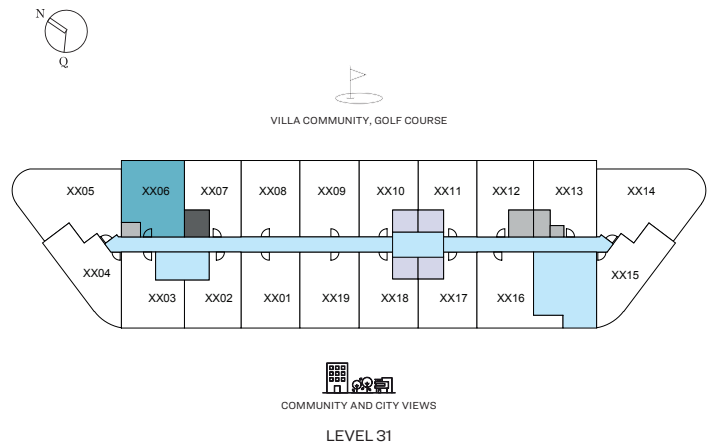
Villa Community, Golf Course
B506, B606, B706, B806, B906, B1006, B1106, B1206, B1306, B1406, B1506, B1606, B1706, B1806, B1906, B2006, B2106, B2206, B2306, B2406, B2506, B2606, B2706, B2806, B2906, B3006, B3106, B3206, B3306, B3406

Disclaimer: 1. All dimensions are in metric, measured to wall finishes. 2. All materials, dimensions & drawings are approximate. 3. Information is subject to change without notice, at developer's absolute discretion. 4. Actual area may vary from the stated area. 5. Drawing are not to scale. 6. All images used are for illustrative purpose only and do not represent the actual size, features, specifications, fittings and furnishings. 7. The developer reserves the right to make revisions/ alterations, at its absolute discretion, without any liability whatsoever.

1.5 BEDROOM APARTMENT
TYPE O (with study/store room and powder room + balcony)

TOTAL SALEABLE AREA
SUITE RANGE = 559.83 SQ.FT. - 563.38 SQ.FT.
BALCONY RANGE = 54.36 SQ.FT. - 55.54 SQ.FT.
TOTAL RANGE = 614.19 SQ.FT. - 618.92 SQ.FT.

UNIT



List of unit numbers with this unit plan:

VIEWS

Street View
B106, B206, B306

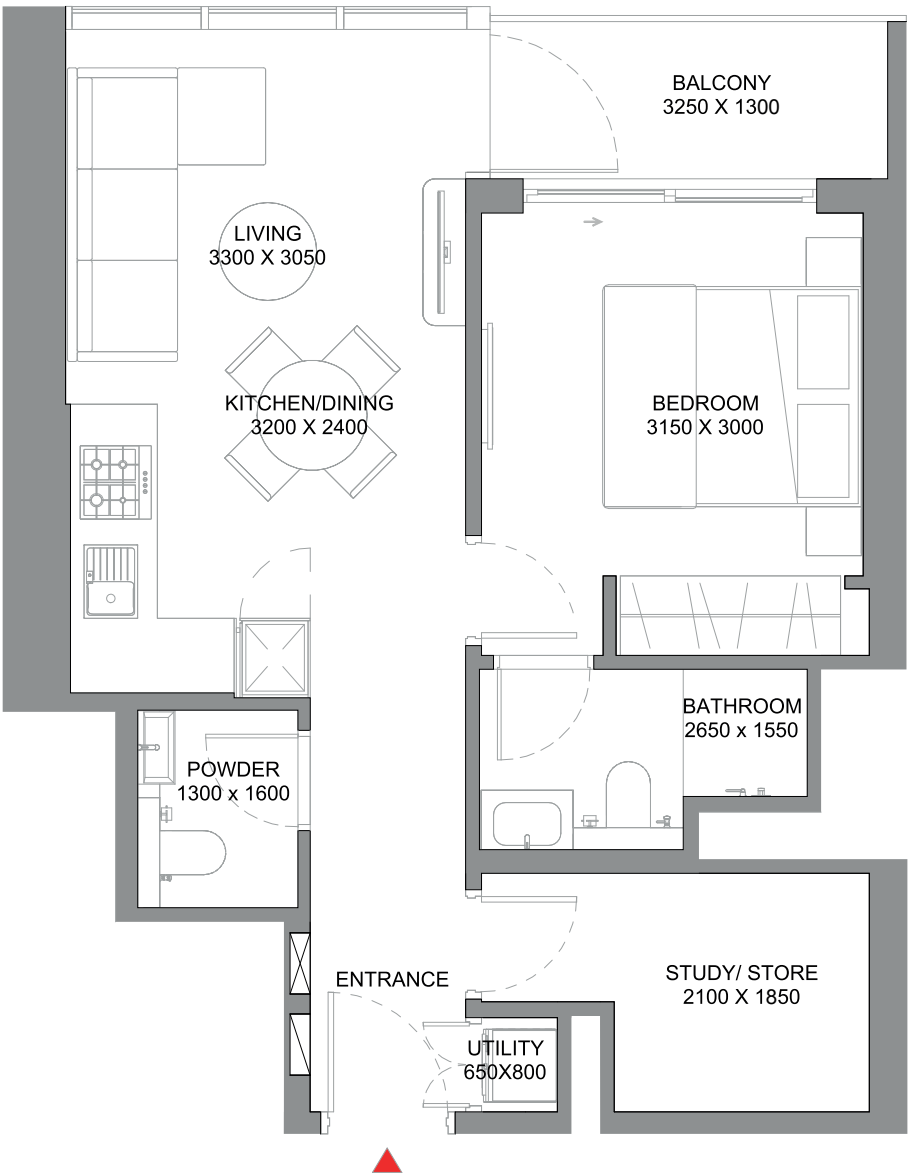
Street View, Villa Community
B406

Villa Community, Golf Course
B506, B606, B706, B806, B906, B1006, B1106, B1206, B1306, B1406, B1506, B1606, B1706, B1806, B1906, B2006, B2106, B2206, B2306, B2406, B2506, B2606, B2706, B2806, B2906, B3006, B3106, B3206, B3306, B3406

Disclaimer: 1. All dimensions are in metric, measured to wall finishes. 2. All materials, dimensions & drawings are approximate. 3. Information is subject to change without notice, at developer's absolute discretion. 4. Actual area may vary from the stated area. 5. Drawing are not to scale. 6. All images used are for illustrative purpose only and do not represent the actual size, features, specifications, fittings and furnishings. 7. The developer reserves the right to make revisions/ alterations, at its absolute discretion, without any liability whatsoever.

1.5 BEDROOM APARTMENT
TYPE O (with study/store room and powder room + balcony)

TOTAL SALEABLE AREA
SUITE RANGE = 559.83 SQ.FT. - 563.38 SQ.FT.
BALCONY RANGE = 54.36 SQ.FT. - 55.54 SQ.FT.
TOTAL RANGE = 614.19 SQ.FT. - 618.92 SQ.FT.



List of unit numbers with this unit plan:

IEWS

Street View
B106, B206, B306

Street View, Villa Community
B406

Villa Community, Golf Course
B506, B606, B706, B806, B906, B1006, B1106, B1206, B1306, B1406, B1506, B1606, B1706, B1806, B1906, B2006, B2106, B2206, B2306, B2406, B2506, B2606, B2706, B2806, B2906, B3006, B3106, B3206, B3306, B3406



Disclaimer: 1. All dimensions are in metric, measured to wall finishes. 2. All materials, dimensions & drawings are approximate. 3. Information is subject to change without notice, at developer's absolute discretion. 4. Actual area may vary from the stated area. 5. Drawing are not to scale. 6. All images used are for illustrative purpose only and do not represent the actual size, features, specifications, fittings and furnishings. 7. The developer reserves the right to make revisions/ alterations, at its absolute discretion, without any liability whatsoever.

2 BEDROOM APARTMENT

TYPE A (with shared powder + balcony)

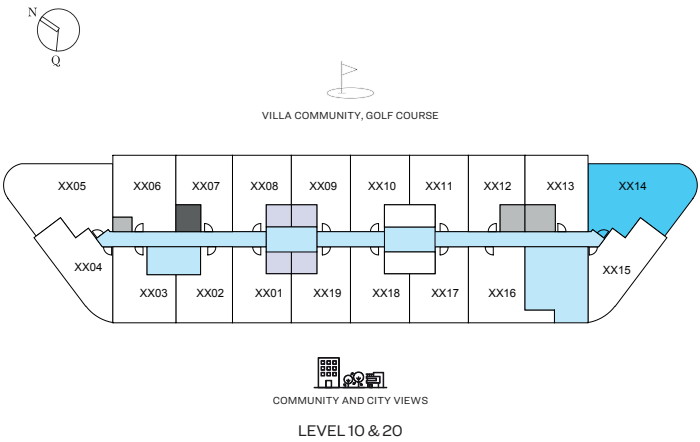
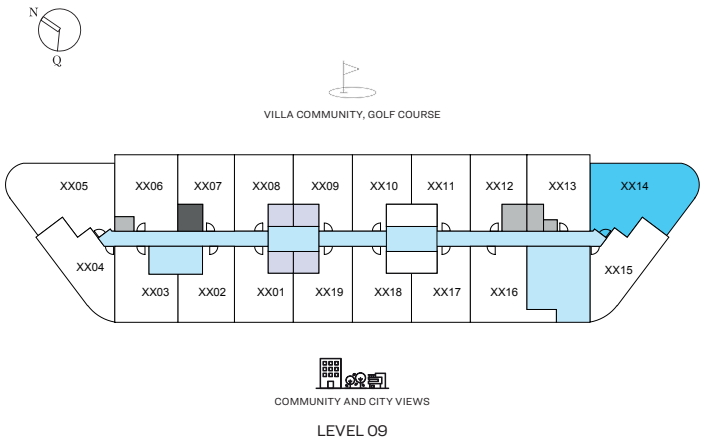
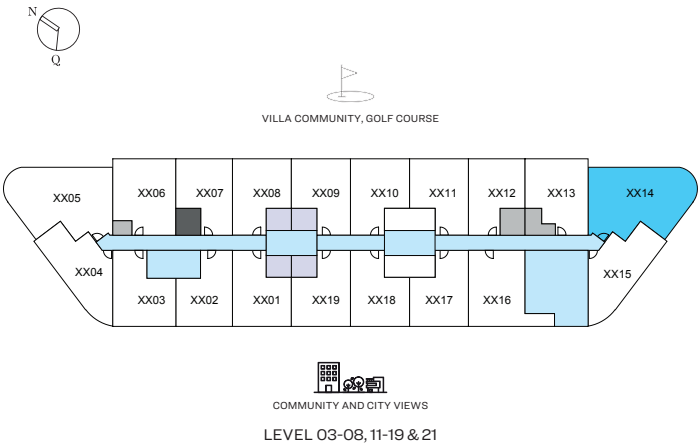
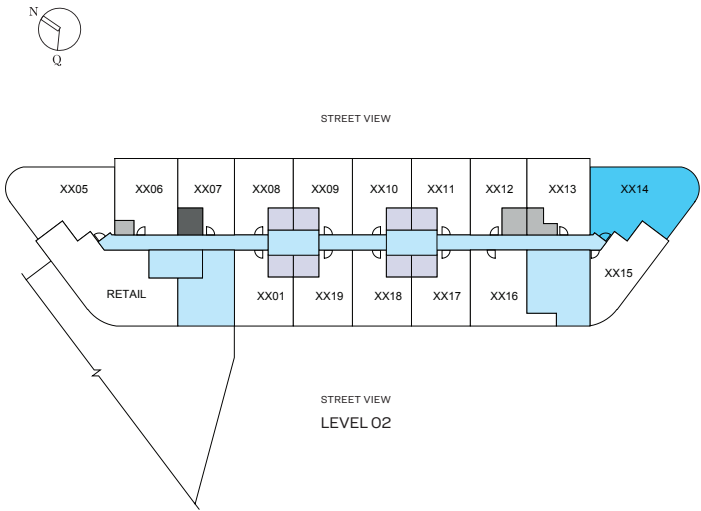
TOTAL SALEABLE AREA

SUITE RANGE = 896.85 SQ.FT. - 902.45 SQ.FT.

BALCONY RANGE = 88.59 SQ.FT. - 89.77 SQ.FT.

TOTAL RANGE = 985.44 SQ.FT. - 992.22 SQ.FT.

UNIT



List of unit numbers with this unit plan:

VIEWS

Street View

B214, B314, B414

180 degree views (Villa Community, Golf Course, Community, City View)

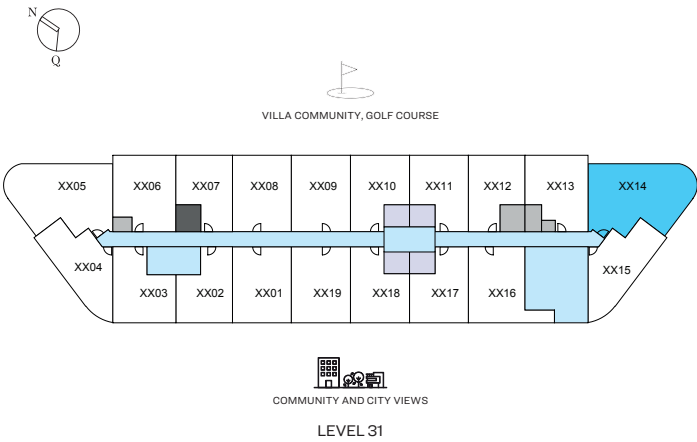
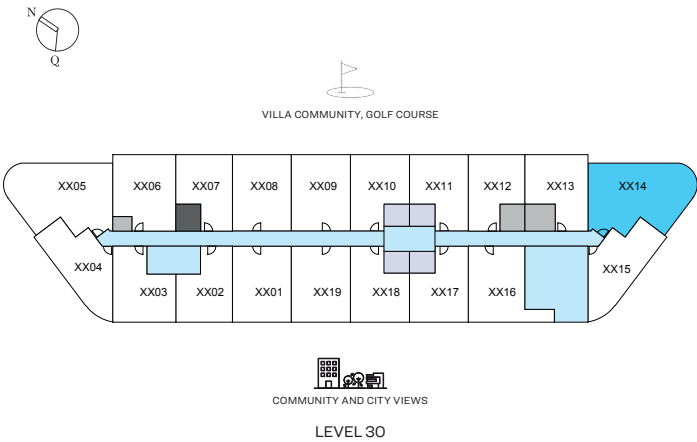
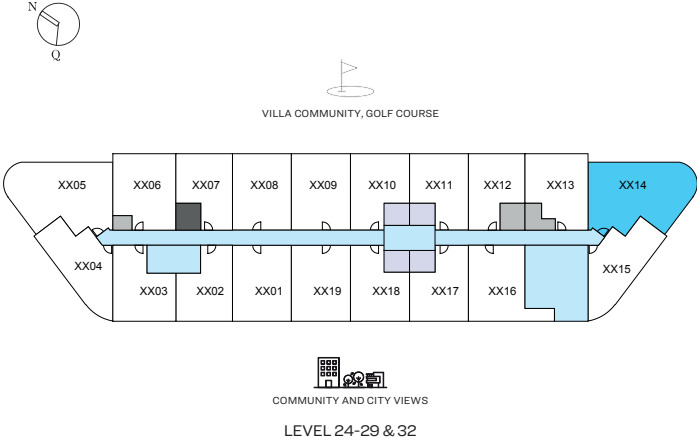
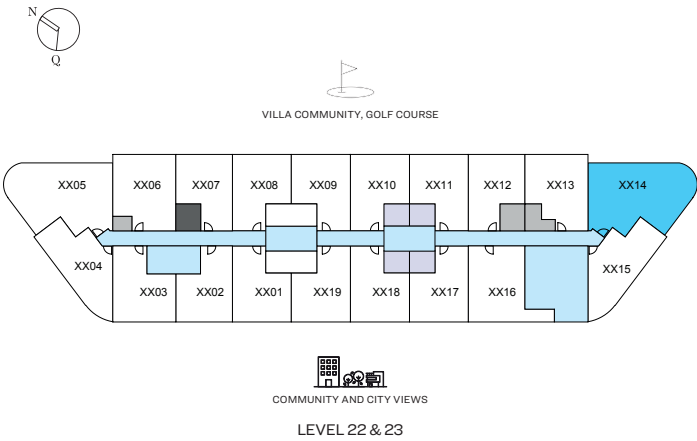
B514, B614, B714, B814, B914, B1014, B1114, B1214, B1314, B1414, B1514, B1614, B1714, B1814, B1914, B2014, B2114, B2214, B2314, B2414, B2514, B2614, B2714, B2814, B2914, B3014, B3114, B3214

Disclaimer: 1. All dimensions are in metric, measured to wall finishes. 2. All materials, dimensions & drawings are approximate. 3. Information is subject to change without notice, at developer's absolute discretion. 4. Actual area may vary from the stated area. 5. Drawing are not to scale. 6. All images used are for illustrative purpose only and do not represent the actual size, features, specifications, fittings and furnishings. 7. The developer reserves the right to make revisions/ alterations, at its absolute discretion, without any liability whatsoever.

2 BEDROOM APARTMENT
TYPE A (with shared powder + balcony)

TOTAL SALEABLE AREA
SUITE RANGE = 896.85 SQ.FT. - 902.45 SQ.FT.
BALCONY RANGE = 88.59 SQ.FT. - 89.77 SQ.FT.
TOTAL RANGE = 985.44 SQ.FT. - 992.22 SQ.FT.

UNIT



List of unit numbers with this unit plan:

VIEWS

Street View
B214, B314, B414

180 degree views (Villa Community, Golf Course, Community, City View)
B514, B614, B714, B814, B914, B1014, B1114, B1214, B1314, B1414, B1514, B1614, B1714, B1814, B1914, B2014, B2114, B2214, B2314, B2414, B2514, B2614, B2714, B2814, B2914, B3014, B3114, B3214

Disclaimer: 1. All dimensions are in metric, measured to wall finishes. 2. All materials, dimensions & drawings are approximate. 3. Information is subject to change without notice, at developer's absolute discretion. 4. Actual area may vary from the stated area. 5. Drawing are not to scale. 6. All images used are for illustrative purpose only and do not represent the actual size, features, specifications, fittings and furnishings. 7. The developer reserves the right to make revisions/ alterations, at its absolute discretion, without any liability whatsoever.

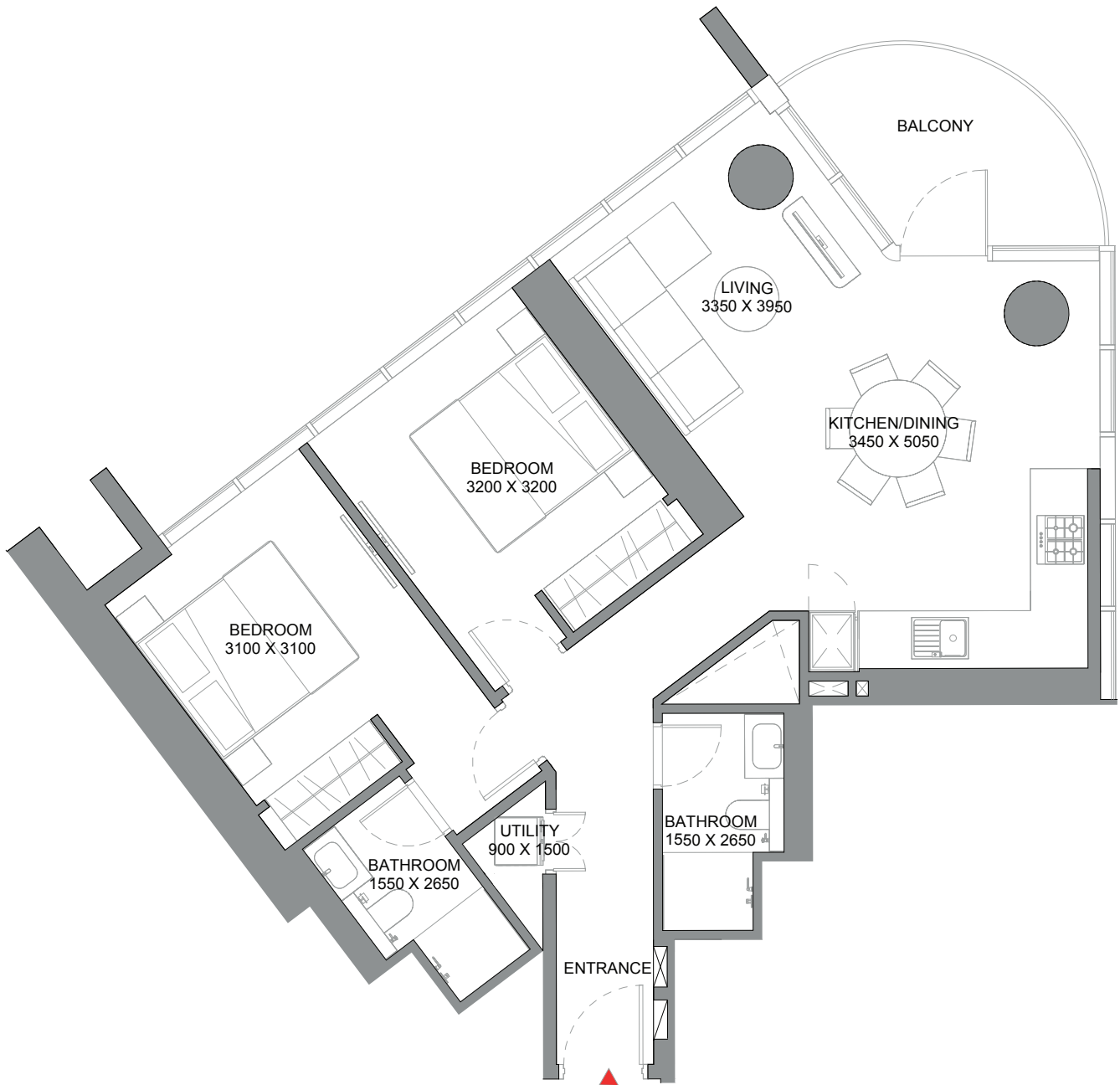
2 BEDROOM APARTMENT

TYPE A (with shared powder + balcony)

TOTAL SALEABLE AREA

SUITE RANGE = 896.85 SQ.FT. - 902.45 SQ.FT.
BALCONY RANGE = 88.59 SQ.FT. - 89.77 SQ.FT.
TOTAL RANGE = 985.44 SQ.FT. - 992.22 SQ.FT.

UNIT



List of unit numbers with this unit plan:

VIEWS

Street View
B214, B314, B414

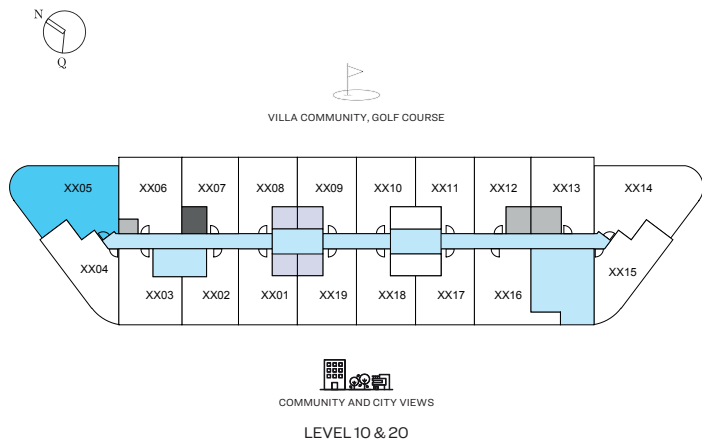
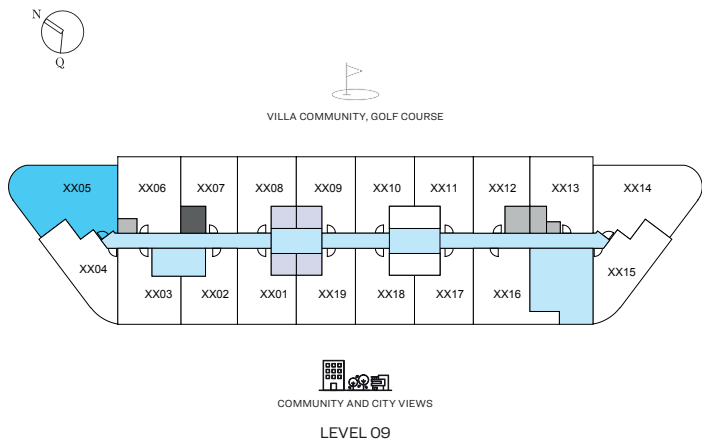
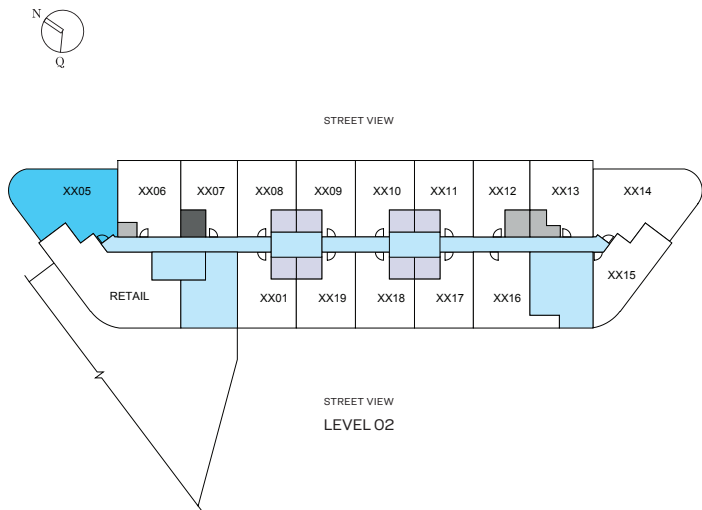
180 degree views (Villa Community, Golf Course, Community, City View)
B514, B614, B714, B814, B914, B1014, B1114, B1214, B1314, B1414, B1514, B1614, B1714, B1814, B1914,
B2014, B2114, B2214, B2314, B2414, B2514, B2614, B2714, B2814, B2914, B3014, B3114, B3214

Disclaimer: 1. All dimensions are in metric, measured to wall finishes. 2. All materials, dimensions & drawings are approximate. 3. Information is subject to change without notice, at developer's absolute discretion. 4. Actual area may vary from the stated area. 5. Drawing are not to scale. 6. All images used are for illustrative purpose only and do not represent the actual size, features, specifications, fittings and furnishings. 7. The developer reserves the right to make revisions/ alterations, at its absolute discretion, without any liability whatsoever.

2 BEDROOM APARTMENT
TYPE B (with shared powder + balcony)

TOTAL SALEABLE AREA
SUITE RANGE = 899.32 SQ.FT. - 906.00 SQ.FT.
BALCONY RANGE = 88.69 SQ.FT. - 89.45 SQ.FT.
TOTAL RANGE = 988.01 SQ.FT. - 995.45 SQ.FT.

UNIT



List of unit numbers with this unit plan:

VIEWS

Street View
B205, B305

180 degree views (Amenities, Villa Community, Golf Course)

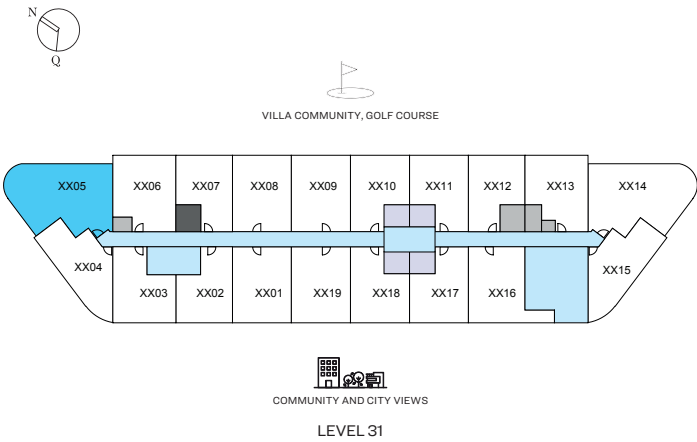
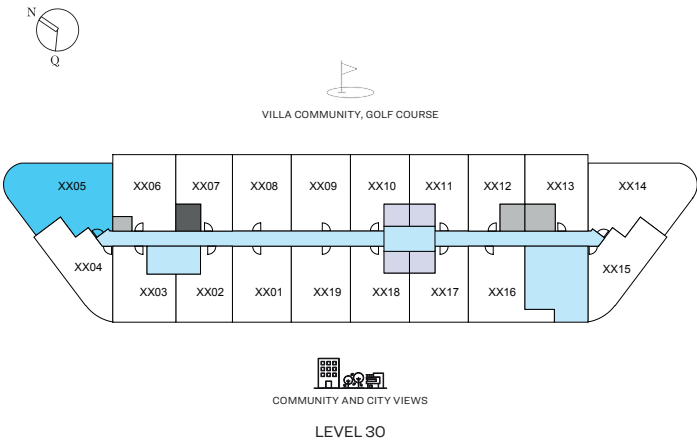
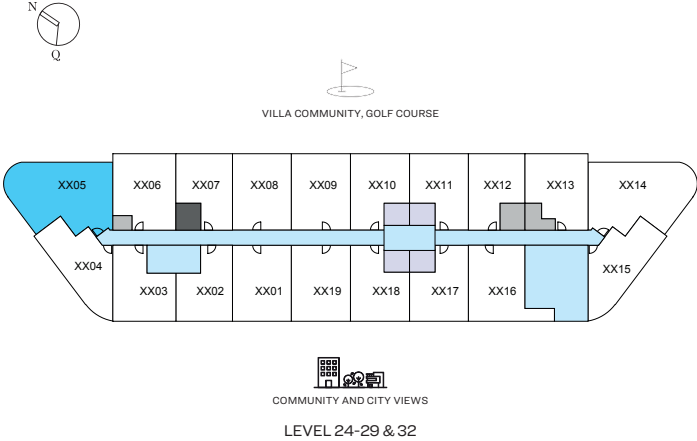
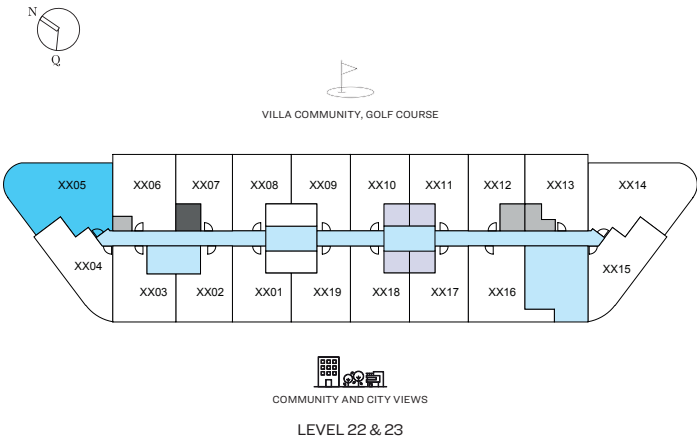
B405, B505, B605, B705, B805, B905, B1005, B1105, B1205, B1305, B1405, B1505, B1605, B1705, B1805, B1905, B2005, B2105, B2205, B2305, B2405, B2505, B2605, B2705, B2805, B2905, B3005, B3105, B3205

Disclaimer: 1. All dimensions are in metric, measured to wall finishes. 2. All materials, dimensions & drawings are approximate. 3. Information is subject to change without notice, at developer's absolute discretion. 4. Actual area may vary from the stated area. 5. Drawing are not to scale. 6. All images used are for illustrative purpose only and do not represent the actual size, features, specifications, fittings and furnishings. 7. The developer reserves the right to make revisions/ alterations, at its absolute discretion, without any liability whatsoever.

2 BEDROOM APARTMENT
TYPE B (with shared powder + balcony)

TOTAL SALEABLE AREA
SUITE RANGE = 899.32 SQ.FT. - 906.00 SQ.FT.
BALCONY RANGE = 88.69 SQ.FT. - 89.45 SQ.FT.
TOTAL RANGE = 988.01 SQ.FT. - 995.45 SQ.FT.

UNIT



List of unit numbers with this unit plan:

VIEWS

Street View
B205, B305

180 degree views (Amenities, Villa Community, Golf Course)

B405, B505, B605, B705, B805, B905, B1005, B1105, B1205, B1305, B1405, B1505, B1605, B1705, B1805, B1905, B2005, B2105, B2205, B2305, B2405, B2505, B2605, B2705, B2805, B2905, B3005, B3105, B3205

Disclaimer: 1. All dimensions are in metric, measured to wall finishes. 2. All materials, dimensions & drawings are approximate. 3. Information is subject to change without notice, at developer's absolute discretion. 4. Actual area may vary from the stated area. 5. Drawing are not to scale. 6. All images used are for illustrative purpose only and do not represent the actual size, features, specifications, fittings and furnishings. 7. The developer reserves the right to make revisions/ alterations, at its absolute discretion, without any liability whatsoever.

2 BEDROOM APARTMENT

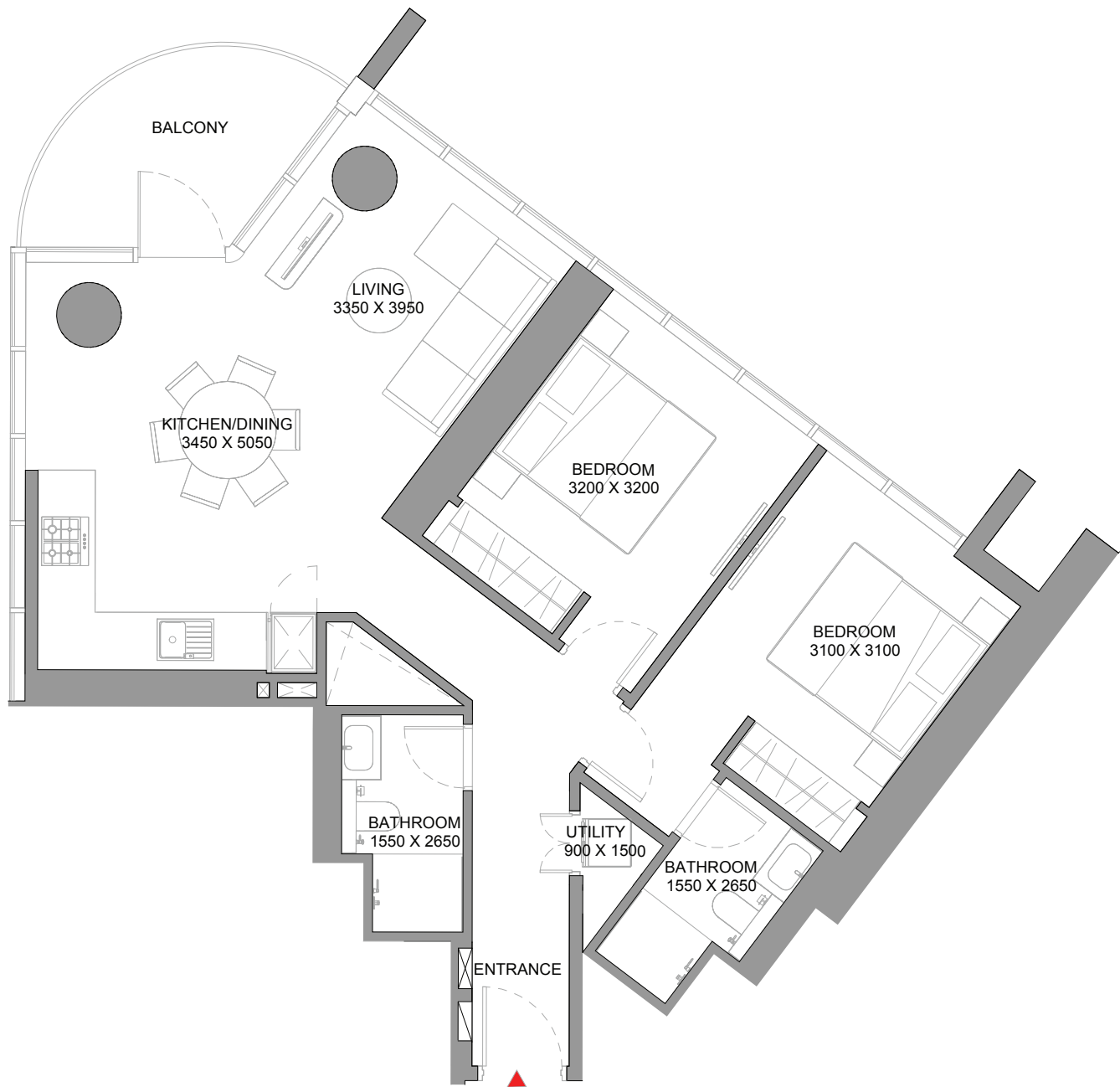
TYPE B (with shared powder + balcony)

TOTAL SALEABLE AREA

SUITE RANGE = 899.32 SQ.FT. - 906.00 SQ.FT.

BALCONY RANGE = 88.69 SQ.FT. - 89.45 SQ.FT.

TOTAL RANGE = 988.01 SQ.FT. - 995.45 SQ.FT.



List of unit numbers with this unit plan:

VIEWS


Street View
B205, B305

180 degree views (Amenities, Villa Community, Golf Course)

B405, B505, B605, B705, B805, B905, B1005, B1105, B1205, B1305, B1405, B1505, B1605, B1705, B1805, B1905, B2005, B2105, B2205, B2305, B2405, B2505, B2605, B2705, B2805, B2905, B3005, B3105, B3205



Disclaimer: 1. All dimensions are in metric, measured to wall finishes. 2. All materials, dimensions & drawings are approximate. 3. Information is subject to change without notice, at developer's absolute discretion. 4. Actual area may vary from the stated area. 5. Drawing are not to scale. 6. All images used are for illustrative purpose only and do not represent the actual size, features, specifications, fittings and furnishings. 7. The developer reserves the right to make revisions/ alterations, at its absolute discretion, without any liability whatsoever.



SOBHA
ORBIS

SOBHA
REALTY

